



**GLENVILLE**  
**STATE UNIVERSITY**

**AGENDA - Amended**

**Glenville State University**

**Board of Governors**

**February 26, 2025**

**10:00 a.m.**

**Waco Center**

**Room A227/228**

**Glennville State University  
Board of Governors  
Meetings Schedule  
2024-25**

**Board of Governors Meetings**

All Board of Governors meetings will be held in the Waco Center, Rooms A227/228 at 10:00 am in person unless noted otherwise in the schedule.

**Committees of the Board**

All committees will meet beginning at 9:00 am via Zoom on the dates listed in the schedule unless noted otherwise. Committees will meet in the following order:

1. *Board Governance and HR Committee*
2. *Enrollment and Student Life Committee*
3. *Academic Affairs Committee*
4. *Business and Finance Committee*
5. *Athletics Committee*
6. *Executive Committee*

Join Zoom Meeting (Committee and Board of Governors meetings)

<https://us06web.zoom.us/j/3896758045?pwd=d29TWjNzZmx1S0FYenhzcjJ1MzJCQT09>

Meeting ID: 389 675 8045

Passcode: GSU

or

Dial by your location: +1-929-205-6099 US (New York)

Meeting ID: 389 675 8045

Passcode: 551330

**Schedule**

Wednesday, September 4, 2024	All Committees of the Board
Wednesday, September 18, 2024	Board of Governors
Wednesday, October 16, 2024	All Committees of the Board
Wednesday, October 30, 2024, via ZOOM at 1:00 pm	Board of Governors
Wednesday, November 20, 2024	All Committees of the Board
Friday, December 13, 2024	Board of Governors
Wednesday, February 5, 2025	All Committees of the Board
Wednesday, February 26, 2025	Board of Governors
Wednesday, April 30, 2025	All Committees of the Board
Wednesday, May 7, 2025	Board of Governors
Wednesday, June 11, 2025	All Committees of the Board
Wednesday, June 25, 2025	Board of Governors

Approved by the GSU Board of Governors June 18, 2024.

Updated August 23, 2024; September 19, 2024.



**BOARD OF GOVERNORS**  
**February 26, 2025**  
**Waco Center, Rooms 227/228**  
**10:00 AM**

**AGENDA**

1. Call to Order
2. Establishment of a quorum
3. Public Comment Period
4. Special Presentations
  - A. Audit Presentation – *CliftonLarsonAllen LLP*
5. Constituent Comments
  - A. Alumni Council - *Dustin Crutchfield, Director of Alumni Relations*
  - B. Faculty Senate – *Schuylar Chapman, President*
  - C. Staff Council - *Eric Marks, Chair*
  - D. Student Government Association – *Larissa Howe, Vice President*
6. **Consent Agenda (Action Item)**
  - A. Minutes of the December 13, 2024 Meeting
  - B. Cash Flow Projection Statement
  - C. Accounts Receivable Report
7. Committee Reports
  - A. Executive Committee - *Ann Green, Chair*
  - B. Board Governance and Human Resources Committee – *Alex Lay, Chair*
  - C. Enrollment and Student Life Committee – *Skip Hackworth, Chair*
  - D. Academic Affairs Committee – *Kathy Butler, Chair*
  - E. Business and Finance Committee – *Doug Morris, Chair*
  - F. Athletics Committee – *Bob Marshall, Chair*
8. President’s Report
9. Discussion/Actionable Items
  - A. **Auditor’s Report for FY24**
10. Announcements
  - A. MEC Basketball Tournament at Wesbanco Arena, Wheeling, WV – March 5-9, 2025
  - B. Founder’s Day Denim & Diamonds Gala on Saturday, March 29, 2025 (Reception at 6:00 pm and Dinner/Gala at 7:00 pm) at the Mollohan Campus Community Center Ballroom.
11. Adjournment

Submitted by: *Dustin Crutchfield, Director of Alumni Relations*

**Report for Board of Governors**

- Upcoming Events
  - GSU Day at the Legislature (2/18/25)
  - Alumni Reception at the WVMEA Conference (3/6/25)
  - MEC Basketball Championship Hospitality Suite (3/6/25-3/9/25)
  - Diamonds & Denim Gala (3/29/25)
  - Alumni Awards Banquet (4/26/25)
  - Baseball Alumni Reunion (5/2/25)
  - 50 Year Graduates Weekend - Celebrating the Class of 1975 (5/9/25 & 5/10/25)
  
- Recent Events
  - Winter Homecoming
    - Recognized returning alumni basketball players and Black Alumni History Week
  - Alumni Council Meeting (2/15/25)
  
- Alumni Oral History Project
  - Story proofing is completed and final review is now underway. Books should be sent to print soon and we hope to see them sent out to purchasers by April.

---

Submitted by: *Schuyler Chapman, Faculty Senate President*

### **Report for Board of Governors**

- Reviewed and Commented on the Academic Integrity Policy
  - Senate voted to request that this policy, submitted by the Academic Policy Committee, be revised and resubmitted based on clarity and procedural issues.
- Reviewed and commented on the International Baccalaureate Policy
  - Senate voted to recommend the policy, submitted by the Academic Policy Committee, to the ULC. Changes to the policy reflected how credit for IB classes are awarded.
- Graduation Policy
  - Senate voted to recommend this policy, submitted by the Academic Policy Committee, to the ULC with clerical changes. Changes to the policy largely outlined procedures for approaching irregular graduation circumstances (for example, students who apply for graduation after the deadline, or who apply to graduate but do not fulfill degree requirements).
- FERPA Policy
  - Senate voted to recommend this policy, submitted by the Academic Policy Committee, to the ULC with clerical changes. Changes to this policy were done to more thoroughly define FERPA practices at GSU (for example, what counts as directory information, and who can be considered to have legitimate educational interest allowing them access to student education records).
- Diploma Policies (Graduate and Undergraduate)
  - Senate voted to recommend this policy, submitted by the Academic Policy Committee, to the ULC. This policy is new and addresses questions students regularly ask the Office of the Registrar about diplomas.
- Academic Appeal Policy
  - Senate voted to recommend this policy, submitted by the Academic Policy Committee, to the ULC. This policy had been updated based on feedback from Senate during fall 2024.
- GSU Prison Education Programs
  - Senate voted to support the reports that have been prepared for HLC to approve their continuation.
- Academic Forgiveness Policy
  - Senate voted to recommend this policy, submitted by the Academic Policy Committee, to the ULC. Changes to this policy were made to bring it more in line with HEPC policy on this topic.
- Academic Forgiveness Policy for the RBA
  - Senate voted to recommend this policy, submitted by the Academic Policy Committee, to the ULC. Changes to this policy were made to bring it more in line with HEPC policy on this topic.
- GSU Policy 27
  - Senate voted to recommend this policy, submitted by the Academic Policy Committee, to the ULC but requested the Academic Policy Committee update section 3.1 to include explicit mention of the GPA required to graduate. Changes had been made to this policy to reflect changes to the Academic Forgiveness Policies mentioned above.

Submitted by: *Eric Marks – Chair of Staff Council*

- Replacing a missing representative to be back to a full council. We have some issues with tie votes in the new election and are trying to finalize that now.
- Reviewing and editing our Constitution.
- Planning Staff Trainings for the Summer.
- Working on ways to increase participation and retention of Staff.
- Hosted the WV State ACCE February monthly meeting – ACCE committee spoke with Dr. Manchin, SGA, Staff, and others during their visit. It was wonderful to connect with and hear/share ideas with staff members from other institution around the state and how they are dealing with shared issues.

- No report submitted.

**Glennville State University Board of Governors  
Meeting of February 26, 2025**

**ACTION ITEM:** Consent Agenda

**COMMITTEE:** Committee of the Whole

**RECOMMENDED RESOLUTION:** Be it RESOLVED that the Board of Governors approves the Consent Agenda as proposed.

**STAFF MEMBER:** Dr. Mark Manchin, President

**BACKGROUND:**

The Consent Agenda is a board meeting practice that groups routine business and reports into one agenda item. The consent agenda can be approved in one action, rather than filing motions on each item separately. The items on the consent agenda are non-controversial items or routine items that are discussed at every meeting. They can also be items that have been previously discussed at length where there is group consensus.

The following items are included in the Board packet and listed on the proposed consent agenda.

1. Minutes of the December 13, 2024 Meeting
2. Cashflow Projection Statement
3. Accounts Receivable Report



**Glenville State University  
Board of Governors Meeting  
December 13, 2024  
Waco Center, Rooms 227/228**

Members Present: Ms. Ann Green, Chair  
Ms. Alexandria Lay, Vice Chair  
Dr. Kathy Butler  
Mr. Daniel Durbin, via Zoom  
Mr. Tilden "Skip" Hackworth  
Mr. Robert Marshall  
Mr. Doug Morris  
Mr. Joe Parsons  
Mr. Rick Simon  
Ms. Maureen Gildein, Faculty Representative  
Ms. Leslie Mason, Staff Representative

Members Absent: Mr. Jahzeiah Wade, Student Representative

Faculty & Staff Present: Mr. Duane Chapman, Vice President for Enrollment Management & Student Affairs  
Dr. Schuyler Chapman, Associate Professor of English and Faculty Senate President  
Mr. Clay Chesser, Accountant Senior/Capital Projects Manager, via Zoom  
Dr. Mari Clements, Provost and Vice President for Academic Affairs  
Mr. Dustin Crutchfield, Director of Alumni Relations  
Dr. Kevin Evans, Dean of Health Sciences  
Ms. Lora Freeland, Director of Marketing and University Relations  
Ms. Rita Helmick, Vice President for Administration and General Counsel  
Mr. Tim Henline, CFO  
Mr. David Hutchison, Vice President for Advancement  
Ms. Jessica James, Travel and P-card Coordinator, via Zoom  
Ms. Tegan McEntire, Human Resources Director, via Zoom  
Ms. Carrie McKeown, Human Resources Assistant, via Zoom  
Dr. Mark Manchin, President  
Mr. Eric Marks, Asst. Director of Information Technology & Staff Council Chair  
Mr. Drew Metheney, Controller, via Zoom  
Dr. Mark Sarver, Associate Professor of Business & Mayor of Glenville  
Mr. Jesse Skiles, Director of Athletics  
Ms. Teresa Sterns, Chief of Staff/Executive Assistant to the President

Others Present: Ms. Larissa Howe, SGA Vice President  
Mr. Philip A. Reale, Attorney and Government Relations Consultant

### **Call to Order**

Chair Ann Green called the meeting to order at 10:00 am.

A quorum was established.

### **Public Comment** – N/A

### **Special Guests/Presentations:**

#### **Phillip Reale, Attorney and Government Relations Consultant**

Philip Reale reported on issues that West Virginia is facing including child welfare and a need for food, housing, and early childhood education. He mentioned specific issues that GSU should focus on in the future including a health education path and utilizing WV First Foundation along with the University's College of Health Sciences. Mr. Reale also alluded to energy development, electric power for cars and data centers, and creating a micro-grid to assist with new project development. He noted that public education policy is not producing the academic students needed and there must be accountability for educators. He suggested that GSU needs to articulate the objective and convince the community to help achieve the objectives. GSU must also be the leader for central West Virginia and involve alumni to spread the message in communities through rotary clubs, education groups, news articles, and television. He further added that GSU should target through leaders within its territory and connect with the right leaders in its service area by letting them know what the University wants and needs.

#### **Mark Sarver, Mayor for the City of Glenville**

Mayor Mark Sarver presented a PowerPoint that included the current status, activities, and vision of Glenville. The community has dropped 1,000 in residents due to problems with dilapidated housing, playgrounds for children, and a bridge falling under disrepair. The City hosted an orientation event in collaboration with the University during GSU's Homecoming. The City has done an inventory of what the county and city have and what they need. He reported that people will be moving to Gilmer County due to climate and there is a need to make it a great place to live, work, and play. The City Council approved a rural technology test bed, applied for a grant to obtain license plate readers, assessed a one percent local option sales tax, received a grant to assist law enforcement, and obtained a grant to replace storm drains in town. The City would also like to incorporate a coffee shop in the old Sodexo building in town, establish a restaurant incubator in the old Walgreens building and light up the town with new lighting. The Riverfront Project would like to create a whitewater rafting activity and set up yurts, etc. Mayor Sarver concluded that the City needs modern housing and funding to expand the water and sewer plants.

#### **Lora Freeland, GSU's Director of Marketing and University Relations**

Lora Freeland presented a PowerPoint highlighting the Marketing and University Relations accomplishments from January 1, 2024 to present that included website updates. The most visited pages on the website were Academics, graduate studies, and programs and majors. She also shared the social media reach and followers for Facebook, Instagram, and TikTok. University media partners include WV Metro News, WBOY, WDTV, and billboards with Lamar. 2025 goals include website refresh, increase strategic targeting for OTT/CVT campaigns, quarterly success/failure reporting using internal data, increase social media reach, create strategic goals for each department, continue to strengthen internal relationships and understanding, and working on best practices to provide training across campus in an effort to ensure the messaging going out is consistent.

### **Constituent Comments**

**Alumni Council** – Dustin Crutchfield, Director of Alumni Relations, reported the following:

- Hosted the Countdown to Commencement event for prospective graduates to prepare all for life as a GSU alumni.
- The Mid-Ohio Valley Christmas Dinner was held at the Parkersburg Country Club in Vienna, WV on December 3, 2024.
- Dustin completed his GWF Fellowship during the final session that was held in Charleston, WV in December.

**Faculty Senate** – Schuyler Chapman, President, reported:

- The Academic Policy Committee reviewed and commented on various policies.
- Elections were held to fill Maureen Gildein’s ULC vacancy and Ed Wood’s Faculty Marshal vacancy. Jeremy Keene will fill the ULC vacancy and Mark Sarver will fill the Faculty Marshal vacancy.
- Senate met with Dr. Manchin on November 12, 2024 for its annual meeting with the president.
- Senate conducted a survey for faculty to determine faculty sentiment regarding the online attendance tracking software.

**Staff Council** –Eric Marks, Chair, reported:

- Council is finalizing staff development policies.
- Formed a committee to work on ideas to get more staff participation in events and student engagement.
- Filled Chelsea Stickelman’s Council vacancy.
- Working on deferred maintenance projects.

**Student Government Association (SGA)** – Larissa Howe, Vice President, shared a PowerPoint and reported:

- Larissa will now be attending Board of Governors meetings on behalf of Jahzeiah Wade. Jahzeiah was awarded the Judith Harman fellowship and is doing internship in Charleston, WV.
- SGA will be taking its third annual trip to Charleston, WV in February to participate in GSU’s Day at the Legislature.
- SGA will host Mardi Gras events in March to educate students about Mardi Gras and celebrate.
- Planning a week of events for Winter Homecoming.
- Campus Cleanup will be held in early spring to promote a way for students to participate in restoring campus and residence halls after winter.
- SGA sponsored a PV Block Party to bring students together before finals and graduation.
- SGA elections will be held in March.

### **Consent Agenda**

Teresa Sterns announced that Duane Chapman’s name was added to the attendees list of the October 30, 2024 draft minutes.

SKIP HACKWORTH MOVED TO APPROVE THE CONSENT AGENDA AS AMENDED.  
ALEX LAY SECONDED THE MOTION.

MOTION CARRIED UNANIMOUSLY.

### **Committee Reports**

#### **Executive Committee/Chair Report**

Ann Green reported that the Committee met on October 16, 2024 via Zoom and set today’s agenda.

**Board Governance and HR Committee** – Alex Lay, Chair, referred to the Committee’s updates in the Board packet and invited questions.

**Enrollment and Student Life Committee** – Skip Hackworth, Chair, asked Duane Chapman to provide an update.

Duane provided a recap of the number of students and growth compared to last year. He further reported:

- Multiple Gear Up events are being planned for spring.
- 818 of the 970 students enrolled for fall has registered for spring.
- Nursing program applications are up from 57 this time last year to 82 currently.

**Academic Affairs Committee** – Kathy Butler, Chair, discussed the MBA concentration action item on the agenda.

Mari Clements shared information regarding new faculty members and current on-going searches. She discussed the financials and viability of the masters programs and noted there are 43 in the MBB program. 11 are graduating from the MBA program and 34 are registered for spring.

**Business and Finance Committee** – Doug Morris, Chair, asked Tim Henline to provide an update.

Tim Henline reported that there are issues that need adjusted regarding financial ratios and how WVHEPC and HLC review information. A meeting is scheduled with Tim, David Hutchison, and President Manchin to move ratios to compare to other institutions. The University needs to perfect operations and increase the marketing budget and also solve the housing issue for faculty and staff.

Ann Green requested that a report be provided to the Board at the next meeting regarding housing plans for faculty and staff.

**Athletics Committee** – Bob Marshall, Chair, asked Jesse Skiles to report on athletics.

Jesse Skiles reported the following:

- Women’s Golf won the Mountain East Conference (MEC) championship.
- Football earned third in the MEC.
- Women’s Basketball is 7-3.
- Men’s Basketball is 4-5.
- Wrestling is fifth in the country.

### **President’s Report**

Dr. Manchin reported that WVHEPC meets today. WVHEPC sent a draft report that indicates GSU is up in enrollment but some areas need improvement. The final report will be released once confirmed and approved by WVHEPC.

### **Discussion/Actionable Items**

#### **Endorsement of MBA Concentrations**

KATHY BUTLER MOVED TO APPROVE THE PROPOSED PARTNERSHIP WITH RIZE EDUCATION AND THE LOWER COST MODELS CONSORTIUM TO OFFER CONCENTRATIONS IN THE APPROVED MBA PROGRAM AT GLENNVILLE STATE

UNIVERSITY. JOE PARSONS SECONDED THE MOTION.

MOTION CARRIED UNANIMOUSLY.

**Announcements**

Joe Parsons announced his resignation as a Board of Governor member effective December 31, 2024 due to being sworn into the WV House of Delegates scheduled for January 2025.

**Adjournment**

With no further business and hearing no objection, Chair Green adjourned the meeting at 12:15 pm.

---

Ann Green, Chair

---

Teresa Sterns, Chief of Staff/Executive Assistant to the President



# Cashflow Report

Glenville State University													
Cashflow Projection FY 2025													
	Oasis	Actual Jun-24	Actual Jul-24	Actual Aug-24	Actual Sep-24	Actual Oct-24	Actual Nov-24	Actual Dec-24	Projected Jan-25	Projected Feb-25	Projected Mar-25	Projected Apr-25	Projected May-25
Fund #													
Beginning Cash		\$2,891,823	\$2,948,858	\$2,813,855	\$3,288,490	\$3,735,278	\$3,114,626	\$1,579,311	\$1,282,897	\$9,200,465	\$8,891,904	\$6,505,769	\$6,298,496
Debt service & Capital Assessments		360,732	203,825	203,825	278,233	203,825	203,825	335,732	203,825	203,825	203,825	203,825	203,825
Energy Savings Loan Payments		-	-	-	-	-	-	-	-	-	-	-	-
HEPC Ed Grant Payments		39,987	-	-	-	-	750	-	-	-	150,000	-	-
FY 2025 Nursing Grant Expenditures (\$773,000)		-	-	-	-	-	-	-	-	-	50,000	150,000	350,000
Deferred Maintenance Expenditures		30,332	34,842	242,622	33,883	139,080	338,785	387,363	679,681	-	300,000	150,000	350,000
Health/Wellness Grant		-	-	-	-	-	-	-	-	-	1,500,000	-	500,000
Cash used		1,829,603	2,424,797	2,882,346	1,846,056	2,718,811	3,490,007	2,544,954	3,206,758	3,283,825	4,619,325	2,548,825	4,173,825
Ending Cash		<u>\$2,948,858</u>	<u>\$2,813,855</u>	<u>\$3,288,490</u>	<u>\$3,735,278</u>	<u>\$3,114,626</u>	<u>\$1,579,311</u>	<u>\$1,282,897</u>	<u>\$9,200,465</u>	<u>\$8,891,904</u>	<u>\$6,505,769</u>	<u>\$6,298,496</u>	<u>\$3,692,434</u>
Remaining State Funds Included in Bal.		\$ -	\$977,565	\$848,352	\$157,677	\$1,128,734	\$295,071	\$258,133	\$1,408,329	\$878,329	\$348,329	\$1,506,868	\$711,868
Remaining Energy Savings Loan in Bal.		\$ 9,029	\$ 9,029	\$ 9,029	\$ 9,029	\$ 9,029	\$ 9,029	\$ 9,029	\$ 9,029	\$ 9,029	\$ 9,029	\$ 9,029	\$ 9,029
Remaining HEPC Ed Grant in Bal.		\$405,321	\$405,321	\$405,321	\$405,321	\$405,321	\$404,571	\$404,571	\$404,571	\$404,571	\$254,571	\$254,571	\$254,571
Remaining Health/Wellness Grant in Bal.							\$ -	\$ -	\$3,800,000	\$3,800,000	\$2,300,000	\$2,300,000	\$1,800,000
Remaining FY 2024 Nursing Grant in Bal.		\$379,019	\$305,608	\$305,608	\$ -	\$ -	\$ -	\$ -	\$ -	\$773,000	\$723,000	\$573,000	\$223,000
Remaining Deferred Maintenance in Bal.		\$2,026,439	\$1,164,096	\$921,474	\$1,387,591	\$1,248,511	\$909,726	\$522,363	\$(157,318)	\$442,682	\$142,682	\$ (7,318)	\$642,682
Remaining Balance of unrestricted funds		<u>\$129,051</u>	<u>\$ (47,763)</u>	<u>\$798,707</u>	<u>\$1,775,660</u>	<u>\$323,030</u>	<u>\$ (39,086)</u>	<u>\$ 88,800</u>	<u>\$3,735,854</u>	<u>\$2,584,293</u>	<u>\$2,728,158</u>	<u>\$1,662,346</u>	<u>\$ 51,284</u>



# Accounts Receivable Aging

## Accounts Receivable Update 2/4/2025

	Fall 2020	Spring 2021	Summer 2021	Fall 2021	Spring 2022	Summer 2022	Fall 2022	Spring 2023	Summer 2023	Fall 2023	Spring 24	Fall 2024	Totals
Current 2/4	\$ 364,026	\$ 87,845	\$ 5,838	\$ 132,310	\$138,264	\$ 12,509	\$ 152,721	\$ 84,617	\$ 17,235	\$ 362,264	\$ 258,131	\$ 1,011,907	\$ 2,627,667
Prior Report 11/19	\$ 364,026	\$ 87,845	\$ 5,838	\$ 132,820	\$138,541	\$ 12,509	\$ 152,917	\$ 86,628	\$ 18,335	\$ 370,555	\$ 273,307	\$ 2,200,950	\$ 3,844,271
Prior Report 10/16	\$ 364,562	\$ 87,845	\$ 5,838	\$ 133,220	\$138,591	\$ 12,509	\$ 153,024	\$ 86,836	\$ 18,335	\$ 374,421	\$ 275,107	\$ 2,807,000	\$ 4,457,288
Prior Report 9/4	\$ 366,623	\$ 89,880	\$ 5,838	\$ 134,411	\$138,741	\$ 12,509	\$ 153,024	\$ 89,359	\$ 23,214	\$ 412,326	\$ 355,180		\$ 1,781,105
Prior Report 7/15	\$ 367,402	\$ 89,880	\$ 5,838	\$ 134,811	\$138,741	\$ 12,509	\$ 153,024	\$ 89,359	\$ 23,214	\$ 412,326	\$ 355,180		\$ 1,788,021
Prior Report 6/15	\$ 368,816	\$ 89,880	\$ 5,838	\$ 135,361	\$138,807	\$ 12,509	\$ 153,243	\$ 91,727	\$ 23,414	\$ 435,108	\$ 437,784		\$ 1,898,224
Prior Report 5/15	\$ 368,816	\$ 89,880	\$ 5,838	\$ 135,611	\$138,874	\$ 12,509	\$ 153,243	\$ 92,326	\$ 23,438	\$ 437,880	\$ 673,000		\$ 2,131,415
Prior Report 4/15	\$ 375,894	\$ 90,764	\$ 5,838	\$ 136,524	\$139,265	\$ 12,509	\$ 156,513	\$ 95,218	\$ 26,836	\$ 469,434			\$ 1,508,795
Prior Report 3/15	\$ 376,520	\$ 91,243	\$ 5,838	\$ 137,552	\$139,602	\$ 13,141	\$ 165,036	\$ 95,218	\$ 26,836	\$ 535,715			\$ 1,586,701
Prior Report 1/15	\$ 379,249	\$ 92,004	\$ 5,838	\$ 138,507	\$139,620	\$ 13,141	\$ 165,036	\$ 95,218	\$ 31,100	\$ 796,802			\$ 1,856,515
Prior Report 11/15	\$ 379,599	\$ 92,154	\$ 5,838	\$ 138,827	\$139,845	\$ 13,141	\$ 168,089	\$ 95,268	\$ 31,291	\$ 1,071,019			\$ 2,135,072
Prior Report 11/6	\$ 379,599	\$ 92,154	\$ 5,838	\$ 142,827	\$139,845	\$ 13,141	\$ 168,969	\$ 95,671	\$ 35,691	\$ 1,192,065			\$ 2,265,801
Prior Report 10/4	\$ 382,673	\$ 93,346	\$ 6,338	\$ 144,658	\$141,082	\$ 13,141	\$ 177,098	\$ 100,975	\$ 41,322	\$ 2,454,782			\$ 3,555,415
Prior Report 8/16	\$ 382,673	\$ 93,346	\$ 6,338	\$ 145,008	\$141,282	\$ 13,141	\$ 178,342	\$ 108,712	\$ 58,716	\$ 3,240,949			\$ 4,368,508
Prior Report 8/8	\$ 382,718	\$ 93,541	\$ 6,338	\$ 146,058	\$145,581	\$ 13,141	\$ 188,596	\$ 139,233	\$ 74,132	\$ 4,187,240			\$ 5,376,578
Prior Report 7/11	\$ 385,697	\$ 93,541	\$ 6,338	\$ 146,953	\$146,172	\$ 13,141	\$ 198,206	\$ 164,827	\$ 99,549				\$ 1,254,424
Prior Report 6/14	\$ 385,697	\$ 93,541	\$ 6,338	\$ 146,999	\$147,231	\$ 13,316	\$ 219,500	\$ 183,735	\$ 318,553				\$ 1,514,909
Reduced by (Current Report - Last Report)	\$ -	\$ -	\$ -	\$ (510)	\$ (277)	\$ -	\$ (196)	\$ (2,011)	\$ (1,100)	\$ (8,291)	\$ (15,176)	\$ (1,189,043)	\$ (1,216,604)
<b>Total Reduction in AR Prior Semesters (Since Last Report)</b>													<b>\$(1,216,604)</b>

	Fall 2020	Spring 2021	Summer 2021	Fall 2021	Spring 2022	Summer 2022	Fall 2022	Spring 2023	Summer 2023	Fall 2023	Spring 24	Fall 2024	Totals
Total Reduction Since June 2023 Report	\$ (21,671)	\$ (5,696)	\$ (500)	\$ (14,689)	\$ (8,967)	\$ (807)	\$ (66,779)	\$ (99,118)	\$ (301,318)	\$ (3,824,976)	\$ (414,869)	\$ (1,795,093)	\$ (6,554,482)

SPRING 2025			
	Billed	Paid	Balance
Current Report	\$ 9,179,242	\$ (6,920,084)	\$ 2,259,158
Prior Report			\$ -
<b>Difference From Last Report</b>	<b>\$ 9,179,242</b>	<b>\$ (6,920,084)</b>	<b>\$ 2,259,158</b>
<b>Total Owed by Oncampus (non-prison)</b>			<b>\$ 2,259,158</b>

Prison Pending

Total AR (Excluding SPRING 2025)	
Total Balance Due	\$2,627,667.31
Total Reduction Current Report	\$(1,216,604.00)
<b>Total Reduction Since June 23 Report</b>	<b>\$(6,554,482.09)</b>

Spring 2020 through Fall 2025

Since last report

Current Total Reduction Balance Prior and Current reports.

Submitted by: *Tegan N. McEntire, Director of Human Resources*

### **Report for Board of Governors**

#### **Active Positions:**

<b>Staff</b>	<b>Open Positions</b>
Staff Athletic Trainer	1 New
Campus Certified Police Officer	1 New
Industry Partnership Manager- Grant Funded	1 New
Assistant Strength & Conditioning Coach	1 New
Campus Service Worker	1-Replacements- Cindy Pounds
Grants Resource Specialist	1 New
Admissions Counselor	1 Replacement- Colby Cunningham
Academic Program Assistant	1 Replacement- Sadie Murphy

<b>Faculty</b>	<b>Open Positions</b>
Assistant Professor or Lecturer of English	1 Replacement- Craig Stamm, Matthew Theile
Assistant Professor of Lecturer of History	1 Replacement- Ed Wood
Assistant Professor or Lecturer in Land Surveying	1 Replacement- Doyle Hupp
Assistant Professor or Lecturer of Anatomy & Physiology	1 Replacement- Rebecca Walter

#### **Promotions & Updated Titles:**

Bonnie "Jamie" Post	Financial Aid Assistant II
Brian Hill	Director of Student Engagement and Retention
Brooklynn Chidester	Residence Hall Associate
Bryan "Keith" Long	Certified Police Officer
Chance Snider	Maintenance Worker
Colby Cunningham	Coordinator of International Student Services
Geoffrey "Logan" Harrison	Career Counselor
Joshua Brennan	Pioneer Media General Manager
Dr. Michael Vozniak	Assistant Professor of English
Patrick Montgomery	Administrative Assistant
Roberta Radcliff-Carney	Administrative Assistant
Tamara Hough	Visiting Assistant Professor of Art
Tiffany Campbell	Licensed Professional Counselor



---

Submitted by: *Rita Hedrick-Helmick, Vice President for Administration and General Counsel*

### **LEGAL**

- We have 2 lawsuits.
- We have 0 grievances.
- We have 4 Title IX cases.

### **TITLE IX**

- Casey Smola, our Title IX coordinator, is researching and looking for new ways to implement more effective training for students, especially freshmen. Casey intends to recruit RAs and possibly SGA members to participate in skits in order to introduce students to these folks and to make training more entertaining and memorable. Casey is attending LGBTQ+ meetings to help students feel included and welcomed by Title IX.

### **IT**

- Locks update—Alpha installed the locks in the nursing lab at Waco; Jason Phares uploaded the app to his phone and can open the doors with the app. Monday Cody and Tom manually entered all the nursing students information and all now have the app; students and faculty can open the doors with their phones.
- Goodwin Hall's new locks were delivered Friday, January 24, and installation began Monday, January 27. The outside door locks are being installed first; then dorm rooms. Alpha hired a couple students to help install dorm room locks. In order to move the project forward, IT is working with Alpha on the placement of new wireless access points.
- Grandview installed equipment (i.e. screens, etc.) in the nursing buildout; with a little more configuration, the equipment will be more user friendly.
- Microsoft reduced the size of all mailboxes from 100 Gb to 50 Gb—this affects about four staff members. IT looked at pricing a mailbox to get everyone back to 100 Gb but the difference in cost is about 10-fold. If anyone on campus has a full mailbox, please reach out to IT who will download all emails prior to 2018 and delete from your mailbox.
- Grandview replaced the hanging speaker array on the Vantage side of Waco. While doing so, an issue arose on the opposite side of the room. The foundation ordered another set of speakers. Both sets are installed.
- A piece of fiber broke inside the athletics part of Waco; Alpha helped fix it.
- Land Resources computer lab is updated with an additional software package.
- As a cost saving measure, Tim and the Business Office reached an agreement with MCM Business Solutions to replace all current copiers and maintenance agreements—IT will meet with MCM this week to discuss the rollout of these new copiers. Tim will probably expand on the cost saving measures in his report.

## **CONTRACTS AND DEFERRED MAINTENANCE**

- The McKinley architectural contract to demo part of LBH is approved by the Attorney General's office. We met with the architect several times and are finalizing preparations to put the project out for bid.
- The Omni architectural contract for the new health sciences project is approved by the Attorney General's office. We held a pre-bid meeting January 22, 2025. Ten contractors attended.
- The Thrasher architectural contract for roof replacement is approved. We met for a pre-bid meeting on January 16, 2025 and nine contractors attended. The buildings include the Science Hall, LBH, and the library. The bid opening is scheduled for February 6.
- Progress on Pioneer Way halted during inclement weather. Since it warmed up and the ice melted, work has started again.
- Our Pepsi contract expired December 31, 2024. We conducted an RFP—2 companies bid and Coke was selected to be our beverages vendor on campus. Once chosen, Coke sent free products, like Powerade to athletics. Aramark is a Coke company, so food services has a good interface with the new vendor. The fountains for the cafeteria were supposed to arrive January 22, which was 1 ½ weeks after the semester started. After a call to our representative, he checked for us and was able to get the process expedited to January 13 so students only had to wait one day. Coke came to the cafeteria January 16 to do a Monster drink giveaway.

## **PUBLIC SAFETY**

- We have been interviewing potential employees in Public Safety. We finally received an application from a certified police officer who now works for Burnsville. The position was offered to Bryan Long and he accepted. He will start February 10. At that time, we will have two certified officers. A second person, Willian (Pete) McCune, was hired as a part time security guard and will start when Tegan completes his paperwork.

## **CAMPUS STORE**

- Angi and Scott in the campus store and have been selling merchandise at the basketball games.

## **POST OFFICE**

- Pitney Bowes stopped supporting the equipment we owned at the campus post office and did not think they new equipment would be available to ship prior to the beginning of spring semester. However, Denise and Amanda did receive the new equipment timely so we will experience no lapse in service.

## **FACILITIES**

- Facilities will build a wall in Social Sciences.
- Facilities will build a wall in finance to turn one office into two.
- Tom and I plan to have an updated power point on deferred maintenance at the next BOG meeting.

## **SHANNON MAYO**

- Shannon Mayo's house burned Friday night, January 24. Shannon is a valued Aramark employee. Her house suffered an electrical fire in the wall. She and her 3 of her children are in Hampton Inn in

Weston for now. After discussion with Jordan and our district manager, Richard Iams, Aramark is sponsoring a Breakfast for Dinner fundraiser for Shannon Saturday from 4:00-6:00. We hope to raise a substantial amount of money to help with immediate needs.

Submitted by: *David Hutchison, Vice President for Advancement & Governmental Affairs, Executive Director of Foundation, Executive Director of Research Corporation*

**Scholarship Comparison**

	FY 25	FY 24	FY 23	FY 22	FY 21
Scholarships	692	698	574	534	403
Students	385	408	343	352	301
Tuition	\$522,285	\$493,792	\$394,636	\$300,000	\$100,000
Discounts	*\$500,000	*\$500,000	*1.2 Million		
Offset					
Total Awarded	\$836,459 *2/5/2025	\$907,776.84 *5/21/2024	\$737,006	\$678,993	\$425,692

**Foundation Updates:**

- A. United Bank Refinance Loan 11/20/2024
- B. Scholarship Task Force
  - a. Tuition
  - b. Scholarships
  - c. Tuition Discounts
  - d. New Initiatives
- C. Housing Task Force
  - a. Student Housing
  - b. Faculty & Staff Housing
- D. Scholarship Reception
  - a. Nearly 100 Donors and Students in attendance

**Federal Grant Updates:**

- Special Meeting – January 15
  - Name Update
  - USDA Resolution – signatures
  - Set Quarterly Meetings
- Regular Bi-weekly compliance meetings
  - Up to date with deadlines
  - Grant update in next meeting
  - Negotiated cost agreement – work in progress

**Government Affairs Update:**

- February 12 – State of the State / Legislative Session starts
- February 17 – GSU Legislative Reception, Woman’s Club
- February 18 – GSU Day at the Capitol
- \*Working through the Executive Orders
- Building Relationships with New Administration
- 2/4/2025 – Met with Speaker Hanshaw & Secretary Householder – Administration of Governor’s Office

## Marketing Update:

# MARKETING UPDATE

- Website Refresh in Process
- Updates to Department Promotional Materials
- New Promotional Strategies
  - Graduate Programs
  - Student Testimonial Project
- “Day in the life” Photography & Videography Project
  - 3 Pioneer Ambassadors still needed
  - Weekly in the classrooms

## GLENVILLE STATE UNIVERSITY

---

### Upcoming Events

- Alumni Council Meeting: Saturday, February 15
- Winter Homecoming: Saturday, February 15
- Charleston-Area Reception for Alumni, Friends, and Legislators: Monday, February 17
- GSU Day at the Capitol: Tuesday, February 18
- Reception for Music Education Alumni (WVMEA Conference): Thursday, March 6
- MEC Basketball Hospitality Room: Thursday, March 6 – Sunday, March 9
- Denim & Diamonds Gala: Saturday, March 29
- Alumni Awards Banquet: Saturday, April 26
- Baseball Alumni Reunion: Friday, May 2
- 50 Year Graduates Weekend: Friday, May 9 – Saturday, May 10

### Founders Day of Giving – How are Board can get involved

- 100% Board Participation
- Board Sponsored Matching Dollars or Challenge Incentive - Pick a project to challenge or help create a challenge
- Leverage connections in the community to solicit financial or social partnerships
  - Connect us with Businesses or Donors that will give
- Serve as Peer-to-Peer Fundraisers and fundraise
  - Create individual goals for monies raised and donors
  - Mailing
- Spread the campaign on your social media platforms
- Act as donor stewardship liaisons to help thank donors and begin fostering relationships
- Assist in hosting a special event for your organization and its supporters

Submitted by: *D. Duane Chapman, Vice President of Enrollment & Student Affairs*

**Report for Board of Governors**

**Admissions and Recruitment**

Applications: as of 10am 1/21/2025

FA 25	FA 24
FTF - 684	FTF - 738
TR - 4	TR - 11
RA - 0	RA - 0
688	749

INT'L - 19	INT'L - 40
------------	------------

Enrollment as of 10am 1/21/2025

	Sp 25	SP 24
FTF	51	47
TR	42	39
RA	19	30
O	4	10
	115	126
<i>Cont Und</i>	882	894
<i>Cont Gr</i>	52	34
	934	928
Total	1557	1526

- Department Day
  - Being Confirmed and announced ASAP

**Student Affairs**

Student Life

- Utilizing Aramark funding partnership to host student organization activities
- Fully organized Student Organization President’s Club for student organization collaboration
- Preparing for GSU Day at the Legislature
- Working on a year-end report
- Winter Homecoming – Feb. 15
- GSU Week – April 21-26

### Student Activities

- Implementing a Student Activities Board
- Creating “large-scale” events that will become GSU traditions (GSU’s Got Talent, Mr. & Mrs. GSU, and etc.)
- Utilizing a student engagement tracking software for assessment and retention purposes

### Residence Life

- Will be fully staffed for the first time in over 2-years
- Goodwin Hall locks are being updated
- Searching for a new housing software to implement
- Preparing for the first Living and Living Community in Goodwin Hall (International Students)
- Analyzing current occupancy and projections

### Esports

- Adding a new competition team
- Creating a sustainability and recruitment plan
- Focusing on moving from a retention program to a recruitment and retention program
- Shifting the culture of the program through goal setting and deadline accountability

### Outdoor Recreation

- Gauging student interest in the program
- Planning trips to ski resorts, mountain biking, paintballing, hiking, and camping

### Aquatics and Recreation

- Working with the intramural leaders to offer expanded hours
- Partnering with Aramark for a healthy eating and meal prep session
- Using a student engagement tracking software for the Fitness Center
- Soft-launching a sustainable water bottle program in the Fitness Center

## **PIONEER SUPPORT CENTER**

Our goal was 80%, or 777, registered returners. This would have been about a 2-3% increase from our average. As of 1/23/25, we are sitting at 86.8%, or 842/970.

Eligible to be retained	Registered	Percentage
970	842	86.8%
	Not Returning	
	37	4%
	In Progress	
	4	0%

## SSS

- Serving 165 or 100% of our funded to serve.
- Good Academic Standing 93%
- Bachelor's Degree attainment (6 YR) 65%
- Persistence 88%
- Recruiting actively in order to maintain our 165 number. We will be making rounds as we did last spring (thank you to Jesse Skiles and the coaches for allowing Rober Woods to talk to their teams) also the Faculty/Staff for sending students as well.
- Events:

Trivia Night Jan. 30

FAFSA Day Feb. 6

WW Symphony Feb. 8

FAFSA Day Feb. 12

Freshman Bingo Feb. 20

WV Symphony Feb. 22

WV Symphony Mar. 8

Resume and Cover Letter Workshop Mar. 19

Financial Literacy Workshop Mar. 28

Mock Interviews TBD

Greenbrier Bunker Tour/ Etiquette Dinner TBD

Skiing/Snowboarding Lessons and trip TBD

We have completed the nomination of Graylin Floyd to attend the inaugural TRIO Future Leaders Summit in Washinton D.C. from April 13-17, 2025. We are thrilled about the possibility of sending a GSU (SSS) student to join 29 other SSS students from across the United States in our Nation's Capital. We will share further updates as they come from the Council for Opportunity in Education.



# Academic Affairs

26 February 2025

*Mari L. Clements, PhD*

GLENVILLE STATE UNIVERSITY



## University Organization Sessions

- Sessions
  - Two in-person and one online session held
  - 21 faculty and 12 staff participated
- Four questions
  - Good things I think could come out of organizing the university into colleges
  - Things I am concerned about when thinking about organizing the university into colleges
  - Sort into four colleges
  - Sort into five colleges
- Analyses still underway; hope to have *preliminary* results by BoG
- Next step will be to present to the university community the leading models
- No changes planned for Fall 2025 (unless a miracle consensus is achieved)



## University Calendar Sessions

- Sessions
  - Two in-person and one online session held
  - 28 faculty and 13 staff participated
- Presentation of the Issues and Student Response
- Discussion from Faculty and Staff
- Survey out to faculty, staff, and students by February 24
- No changes planned for academic year 2025-26



## What Problem Are We Trying to Solve? Potential New Students

- West Virginia population is declining (US Census Bureau)
  - Highest population was 2,006,000 in 1950
  - 1,785,000 in 2020
  - 1,770,000 in 2023
- West Virginia college-going rate is dropping
  - Nearly a percentage point increase in 2023 over 2022 (47.4%)
  - Down 5.5% since 2013
- Rate is well below national rate of 62% (National Center for Education Statistics)
- International student enrollment at an all-time high in U.S. at 1,126,690 in 2023 (Institute of International Education)



## What Problem Are We Trying to Solve? Existing Students

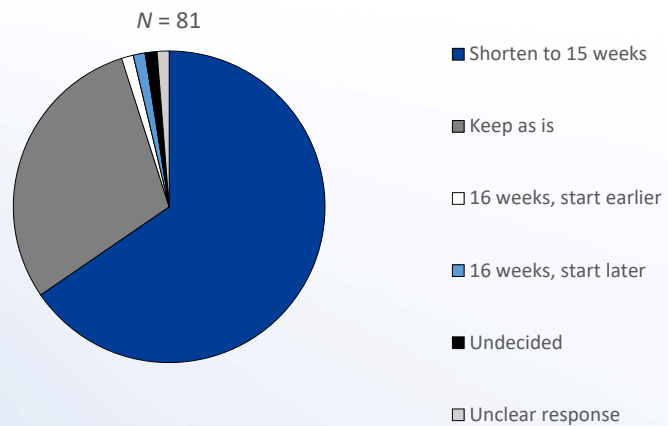
- 20+ Approved Leaves of Absence for students not returning after Thanksgiving
- Twice as many or more students just not coming back
  - Most faculty did not report; those who did said things like “half of my class”
- Impacts instruction which impacts students
  - Myth of “Dead Week” becomes a practical reality for many
- Places faculty in a difficult position
  - “You’re the only faculty member who is telling me I have to come back”
  - Need to create early or online final exams for in-person courses
  - Faculty have *very* different perspectives on students leaving early

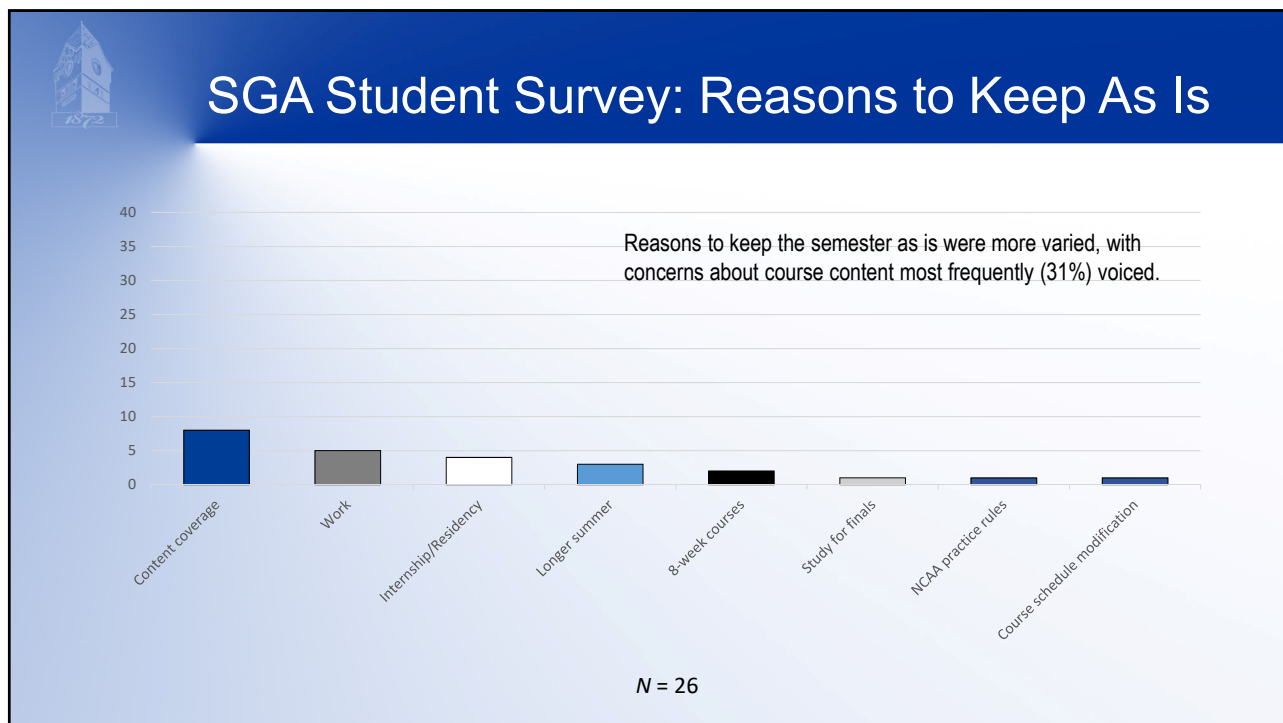
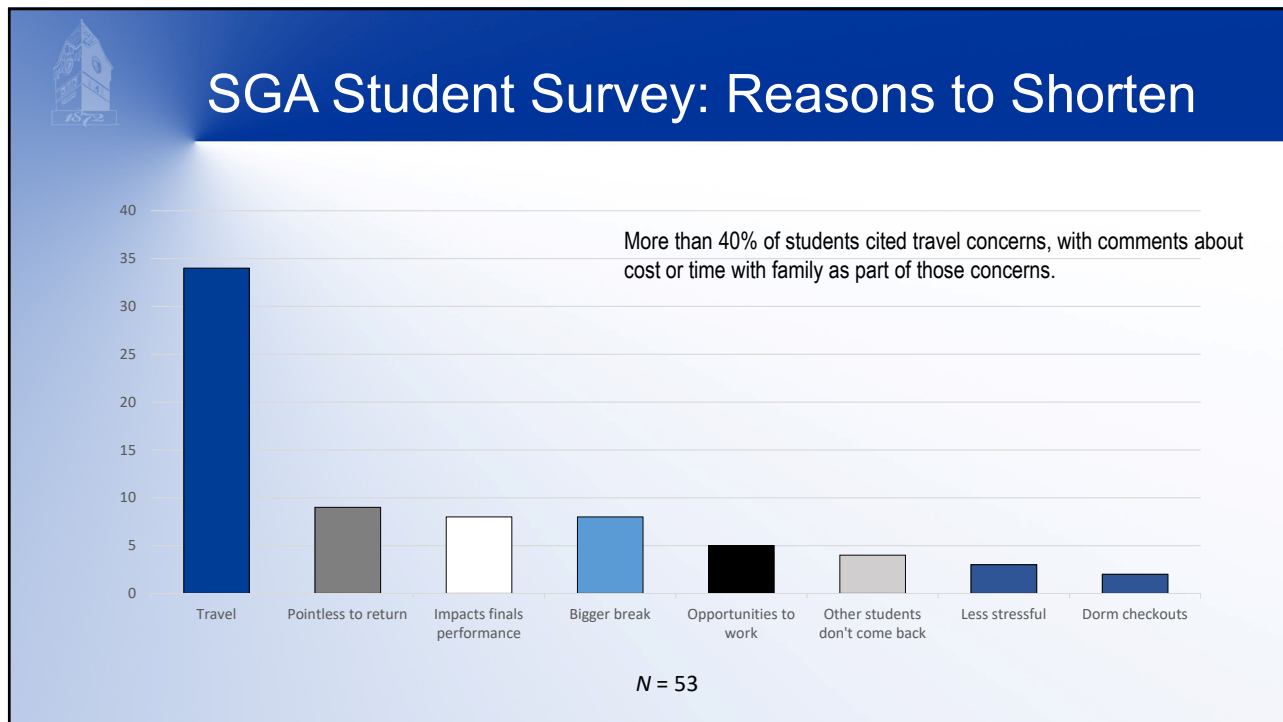


## SGA Student Survey

Nearly  $\frac{2}{3}$  of students (65%) would prefer a 15-week semester that ends at Thanksgiving

30% of students would prefer to keep the semester as-is







## Options We Are Considering

- Keep the 16-week (15 weeks of instruction, 1 week of finals)
  - As is
  - Start two weeks earlier to end at Thanksgiving
  - Start one week earlier and move all finals to online
  - Start one or two weeks later to have two to three weeks of instruction and finals week after Thanksgiving
- Shorten the semester to 15 weeks and start one week earlier to end at Thanksgiving
- Shorten the semester to 15½ weeks, with finals moved to the beginning of Thanksgiving week



## If the Semester is Shortened to 15 Weeks

- Keep the course schedule as is, considering the 15<sup>th</sup> week (Finals Week) to be a week of instruction
  - No different from having class periods devoted to exams throughout the semester
- Add 5 minutes to each class period to recapture the eliminated 16<sup>th</sup> week's time
  - MWF: 8 to 8:55, 9:05 to 10, 10:10 to 11:05, 11:15 to 12:10, 12:20 to 1:15, 1:25 to 2:20, 2:30 to 3:25
  - TR: 8 to 9:20, 9:30 to 10:50, 11 to 12:20, 1:30 to 2:50, 3 to 4:20(?)
- More information needed here



## University Strategic Planning

- All Academic Units have submitted, and in many cases, revised Strategic Plans
- Academic areas' plans developed with department faculty and discussed with deans, chairs, and provost
- Overall Academic Affairs strategic plan represents academic area goals and plans as well as presidential priorities
  - Fortunately, these align
  - Target date: February 21
- Overall University strategic plan will incorporate Academic Affairs as well as all other VPs' plans
- Target date: March 1



## Additional Notes

- Faculty recruitment continues, with ongoing or planned searches in
  - *Anatomy & Physiology*
  - Art
  - Business
  - Criminal Justice
  - Education
  - *English*
  - *Land Surveying*
- As well as completed searches in
  - Art
  - English
  - History
  - Music
  - Physical Science
- Five year program reviews will be coming to Academic Affairs Committee and the full board in late April/early May
- Promotion and Tenure reviews are underway
- Three departments have chair terms that are up in May
  - Criminal Justice
  - Land Resources
  - Science and Math
- Academic Affairs Office has full staffing for the first time since summer

---

Submitted by: *Tim Henline*

### **Report for Board of Governors Business and Finance Committee**

- **FY24 General Audit**

- CLA (CliftonLarsonAllen, LLP) engaged.
  - Completed
  - **KEY HIGHLIGHTS**
  - Deferred outflows decreased from FY22 to FY23 by \$170,350, and again from FY23 to FY24 by \$226,515, from \$726,002 in FY22 to \$329,515 in FY24, due mainly to the finance department improvements in accounts payable.
  - Current cash and cash equivalents increased by \$2,710,029 in FY24. In FY22 to FY23 it decreased by \$3,447,654.
  - Other noncurrent assets increased by \$1,238,258 in FY24. In FY22 to FY23 it decreased by \$1,446,656.
  - Operating expenses decreased by \$166,029
  - Salaries, wages, and benefits increased by \$1,683,514, driven mainly by PEIA increases and the introduction of recent programs and across the board raises. PEIA increases will take effect again this coming year. Despite the increase in salaries, there was a decrease of six tenths of a percent as a share of the operating expenses while total operating expenses also decreased \$166,029.
  - Unearned revenue increased by \$3,162,242 from FY23 to FY24, for a total of \$3,514,672 due to the state requirement to defer deferred maintenance revenue into FY25.
  - Student Financial Aid and Fellowships fell by \$3,844,330 in FY24 due mainly to the retirement of HERF (Covid) Funds.
  - Net Cash used by operating activities decreased by \$8,451,808 due mainly to the retirement of HERF funds, and an increase in payments to utilities and suppliers.
  - Net operating loss (you always have a net operating loss due to being a state funded institution) was reduced by \$1,049,524.
  - Accounts receivable went from -\$711,890 to a positive \$630,562.
  - New GASB Requirements for FY25 and FY26 will be required.
- Single Audit with Ernst & Young
  - GSU portion underway.
  - Review will last for several more months.
- Worker's Compensation Audit
  - Completed. No findings.

- **GSU Budget for FY25**

- **FY 25 Budget updates**
  - Projected improved income statement.
  - Projected improved cash flow.

- **State Appropriation**
  - FY25 \$7,420,879, an increase of 4.7% over FY24.
  - New funding formula data compiled by HEPC.
  - GSU is working on modifications to the funding formula ratios.
- **Food Service**
  - Utilization is higher than last fall.
  - Aramark increased food and labor costs by 8%.
- **Utilities**
  - Still showing some stability.
  - Meeting scheduled with energy firms to decrease overall energy consumption.
- **Capital**
  - Deferred Maintenance Funds distributed for first round of all projects. Second round disbursement for technology received. Second round disbursement for \$587.500 for Roads and Pathway funds submitted.
- **Accounts Receivable**
  - Net Amount due Fall 2024 (as of Nov 19th): \$2,200 950.
  - Prior semester balances have declined \$16,000 since Oct/16 report.
  - Total reduction (prior semesters) since June 24. 2023 report, (as of Nov 19<sup>th</sup>) \$5,337,838.
- **Cash Flow Forecast**
  - Improved cashflow through December.
- **Tuition Discounting**
  - Working with athletics and foundation to reduce overall tuition discounting.
  - Athletics revenue has increased over Fall FY24.
    - Working with Athletics Director to improve revenue ratios for athletics.
- **Housing**
  - Increased housing occupancy over prior Fall.
  - Improvements in processes on the Admissions and Business & Finance side have increased efficiencies for billing purposes.
  - Research being conducted on faculty/staff and student housing improvements and to increase the capacity of housing for faculty, staff, and students.
- **Other**
  - **Year of Savings**
    - Continuing analysis of contracts and processes to reduce overall expenses is underway.
    - Several added cost savings, renegotiations of contracts, completed or underway.
  - **Tuition Increase**
    - Need to analyze whether to complete additional tuition and fees increases. Possible standard low yearly percentage increase?

^ Attachments/Enclosures: Under separate cover






# Business & Finance

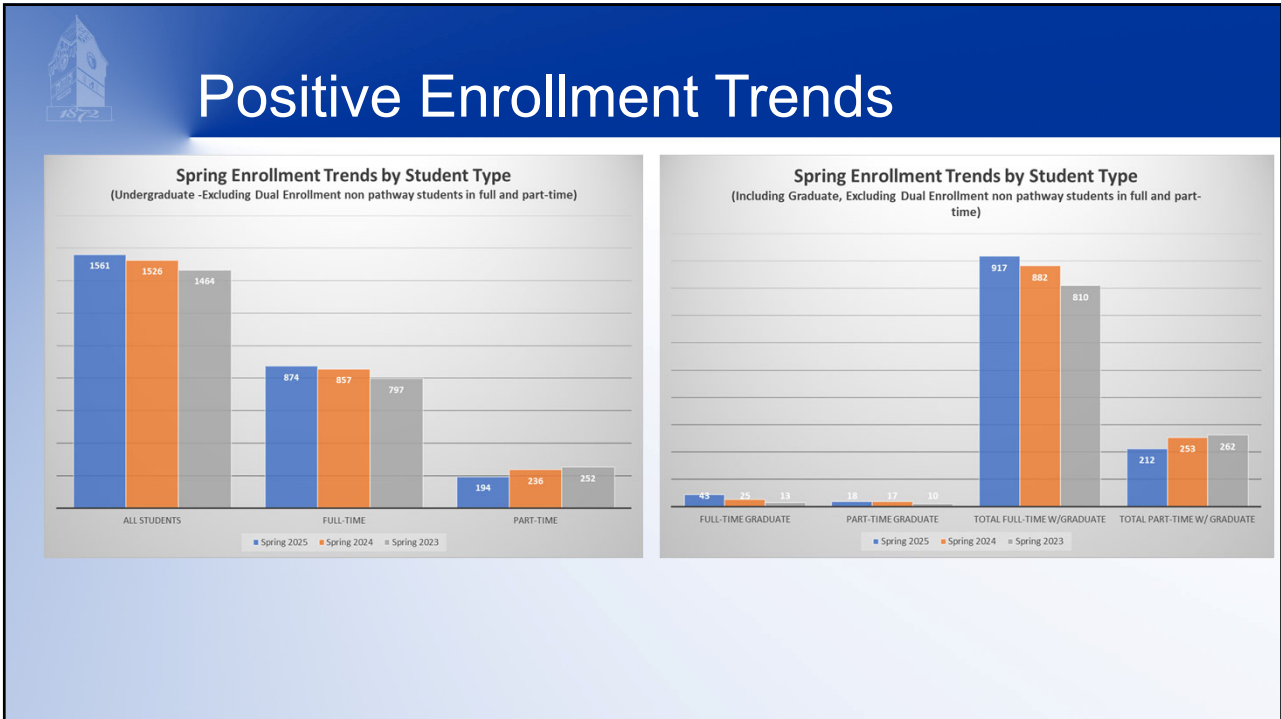
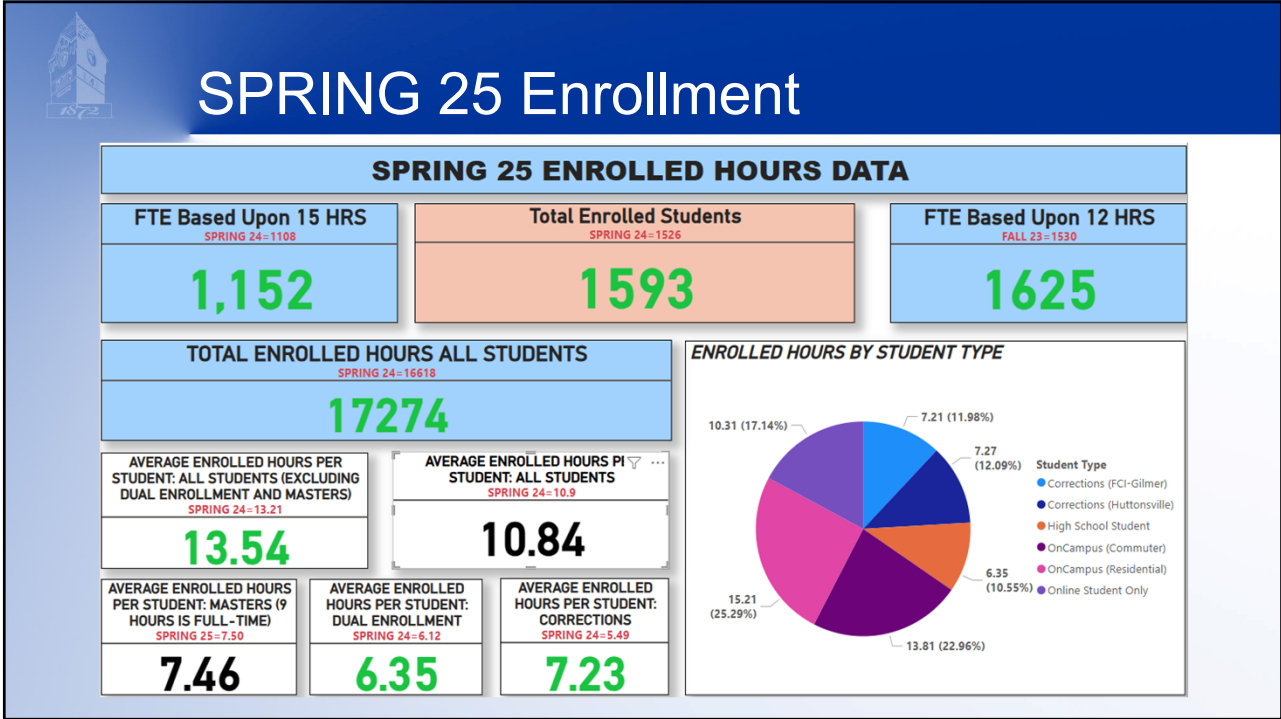
BOG Meeting  
February 26th, 2024

GLENVILLE STATE UNIVERSITY



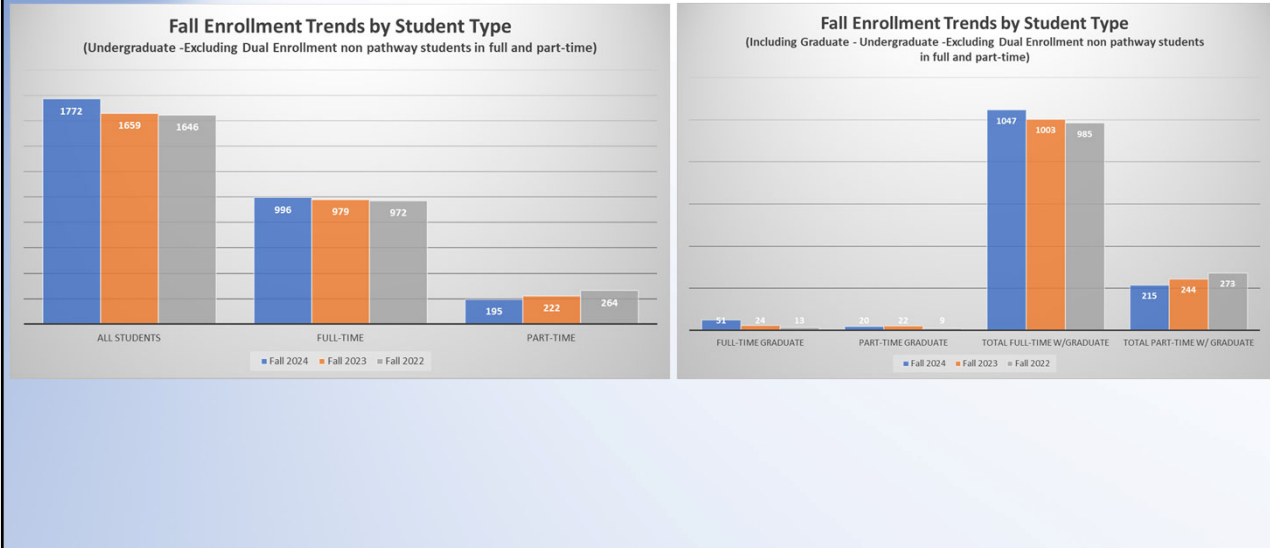
## SPRING 25 Enrollment

RESIDENTIAL STUDENTS		OFF CAMPUS PROGRAMS		TOTAL STUDENTS	
FULL-TIME IN-STATE RESIDENTIAL <small>SPRING 24-323</small> <span style="font-size: 2em; color: green;">↑ 354</span>	PART-TIME IN-STATE RESIDENTIAL <small>SPRING 24-11</small> <span style="font-size: 2em; color: blue;">➡ 11</span>	FULL-TIME ONLINE <small>SPRING 24-58</small> <span style="font-size: 2em; color: green;">↑ 69</span>	GRADUATE - MA <small>SPRING 24-21</small> <span style="font-size: 2em; color: blue;">➡ 21</span>		TOTAL ONLINE <small>SPRING 24-84</small> <span style="font-size: 2em; color: green;">↑ 198</span>
FULL-TIME OUT OF STATE RESIDENTIAL <small>SPRING 24-156</small> <span style="font-size: 2em; color: blue;">↓ 142</span>	PART-TIME OUT OF STATE RESIDENTIAL <small>SPRING 24-6</small> <span style="font-size: 2em; color: blue;">↓ 3</span>	PART-TIME ONLINE <small>SPRING 24-26</small> <span style="font-size: 2em; color: green;">↑ 29</span>			GRADUATE - MS <small>SPRING 24-0</small> <span style="font-size: 2em; color: green;">↑ 6</span>
FULL-TIME INTERNATIONAL RESIDENTIAL <small>SPRING 24-41</small> <span style="font-size: 2em; color: blue;">↓ 36</span>	PART-TIME INTERNATIONAL RESIDENTIAL <small>SPRING 24-0</small> <span style="font-size: 2em; color: green;">↑ 3</span>	HIGH SCHOOL <small>SPRING 24-464</small> <span style="font-size: 2em; color: green;">↑ 540</span>		TOTAL PART-TIME <small>SPRING 24-236</small> <span style="font-size: 2em; color: blue;">↓ 192</span>	
COMMUTER STUDENTS		CORRECTIONS <small>SPRING 24-153</small> <span style="font-size: 2em; color: blue;">↓ 140</span>		TOTAL GRADUATE <small>SPRING 24-42</small> <span style="font-size: 2em; color: green;">↑ 161</span>	
FULL-TIME IN-STATE COMMUTER <small>SPRING 24-176</small> <span style="font-size: 2em; color: blue;">↓ 152</span>	PART-TIME IN-STATE COMMUTER <small>SPRING 24-22</small> <span style="font-size: 2em; color: blue;">↓ 26</span>	FULL-TIME GRADUATE <small>SPRING 24-25</small> <span style="font-size: 2em; color: green;">↑ 43</span>		TOTAL ONLINE <small>SPRING 24-84</small> <span style="font-size: 2em; color: green;">↑ 198</span>	
FULL-TIME OUT OF-STATE COMMUTER <small>SPRING 24-23</small> <span style="font-size: 2em; color: blue;">↓ 21</span>	PART-TIME OUT OF-STATE COMMUTER <small>FALL 23-4</small> <span style="font-size: 2em; color: blue;">↓ 2</span>	PART-TIME GRADUATE <small>SPRING 24-17</small> <span style="font-size: 2em; color: green;">↑ 18</span>			
FULL-TIME INTERNATIONAL COMMUTER <small>SPRING 24-1</small> <span style="font-size: 2em; color: green;">↑ 6</span>	PART-TIME INTERNATIONAL COMMUTER <small>FALL 24-0</small> <span style="font-size: 2em; color: green;">↑ 3</span>	NOTE: Total Full and Part-Time above excludes Graduate AND HS other than dual Pathway.			





# Positive Enrollment Trends



# Positive Enrollment Trends

**Spring Enrollment Trends Analysis of Dual Enrollment and Corrections as a percentage of total enrollment**

	All Students	HS Students	Corrections	% of Total HS	% of Total Corrections
Spring 2025	1561	505	142	32	9
Spring 2024	1526	464	153	30	10
Spring 2023	1464	392	155	27	11

**Fall Enrollment Trends Analysis of Dual Enrollment and Corrections as a percentage of total enrollment**

	All Students	HS Students	Corrections	% of Total HS	% of Total Corrections
Fall 2024	1772	590	138	33	8
Fall 2023	1659	457	141	28	8
Fall 2022	1646	434	178	26	11



# Positive Enrollment Trends

## Spring Enrollment Trends by Student Type (Undergraduate -Undergraduate -Excluding Dual Enrollment non pathway students in full and part-time)

	All Students	Full-Time	Part-Time	% of Total Full-Time	% of Total Part-Time
Spring 2025	1561	874	194	56	12
Spring 2024 <sup>Pilot Area</sup>	1526	857	236	56	15
Spring 2023	1464	797	252	54	17

## Spring Enrollment Trends by Student Type (Including Graduate - Undergraduate -Excluding Dual Enrollment non pathway students in full and part-time)

Full-Time Graduate	Part-Time Graduate	Total Full-Time W/ Graduate	Total Part-Time W/ Graduate	Total Full-Time % of Total	Total # increase in Full-time	Total # decrease in Part-time
43	18	917	212	59	35	-41
25	17	882	253	58	72	-9
13	10	810	262	55		

## Fall Enrollment Trends by Student Type (Undergraduate -Excluding Dual Enrollment non pathway students in full and part-time)

	All Students	Full-Time	Part-Time	% of Total Full-Time	% of Total Part-Time
Fall 2024	1772	996	195	56	11
Fall 2023	1659	979	222	59	13
Fall 2022	1646	972	264	59	16

## Fall Enrollment Trends by Student Type (Including Graduate - Undergraduate -Excluding Dual Enrollment non pathway students in full and part-time)

Full-Time Graduate	Part-Time Graduate	Total Full-Time W/ Graduate	Total Part-Time W/ Graduate	Total Full-Time % of Total	Total # increase in Full-time	Total # decrease in Part-time
51	20	1047	215	59	44	-29
24	22	1003	244	60	18	-29
13	9	985	273	60		

# Accounts Receivable Aging

## Accounts Receivable Update 2/4/2025

	Fall 2020	Spring 2021	Summer 2021	Fall 2021	Spring 2022	Summer 2022	Fall 2022	Spring 2023	Summer 2023	Fall 2023	Spring 24	Fall 2024	Totals
Current 2/4	\$ 364,026	\$ 87,845	\$ 5,838	\$ 132,310	\$ 138,264	\$ 12,509	\$ 152,721	\$ 84,617	\$ 17,235	\$ 362,264	\$ 258,131	\$ 1,011,907	\$ 2,627,667
Prior Report 11/19	\$ 364,026	\$ 87,845	\$ 5,838	\$ 132,820	\$ 138,541	\$ 12,509	\$ 152,917	\$ 86,628	\$ 18,335	\$ 370,555	\$ 273,307	\$ 2,200,950	\$ 3,844,271
Prior Report 10/16	\$ 364,562	\$ 87,845	\$ 5,838	\$ 133,220	\$ 138,591	\$ 12,509	\$ 153,024	\$ 86,836	\$ 18,335	\$ 374,421	\$ 275,107	\$ 2,807,000	\$ 4,457,288
Prior Report 9/4	\$ 366,623	\$ 89,880	\$ 5,838	\$ 134,411	\$ 138,741	\$ 12,509	\$ 153,024	\$ 89,359	\$ 23,214	\$ 412,926	\$ 355,180	\$ 1,781,105	\$ 1,781,105
Prior Report 7/15	\$ 367,402	\$ 89,880	\$ 5,838	\$ 134,811	\$ 138,741	\$ 12,509	\$ 153,024	\$ 89,359	\$ 23,214	\$ 412,926	\$ 355,180	\$ 1,788,021	\$ 1,788,021
Prior Report 6/15	\$ 368,816	\$ 89,880	\$ 5,838	\$ 135,361	\$ 138,807	\$ 12,509	\$ 153,243	\$ 91,727	\$ 23,414	\$ 435,108	\$ 437,784	\$ 1,898,224	\$ 1,898,224
Prior Report 5/15	\$ 368,816	\$ 89,880	\$ 5,838	\$ 135,611	\$ 138,874	\$ 12,509	\$ 153,243	\$ 92,326	\$ 23,438	\$ 437,880	\$ 437,880	\$ 2,131,415	\$ 2,131,415
Prior Report 4/15	\$ 375,894	\$ 90,764	\$ 5,838	\$ 136,524	\$ 139,265	\$ 12,509	\$ 156,513	\$ 95,218	\$ 26,836	\$ 469,434	\$ 469,434	\$ 1,508,795	\$ 1,508,795
Prior Report 3/15	\$ 376,520	\$ 91,243	\$ 5,838	\$ 137,552	\$ 139,602	\$ 13,141	\$ 165,036	\$ 95,218	\$ 26,836	\$ 535,715	\$ 535,715	\$ 1,586,701	\$ 1,586,701
Prior Report 1/15	\$ 379,249	\$ 92,004	\$ 5,838	\$ 138,507	\$ 139,620	\$ 13,141	\$ 165,036	\$ 95,218	\$ 31,100	\$ 796,802	\$ 796,802	\$ 1,856,515	\$ 1,856,515
Prior Report 11/15	\$ 379,599	\$ 92,154	\$ 5,838	\$ 138,827	\$ 139,845	\$ 13,141	\$ 168,089	\$ 95,268	\$ 31,291	\$ 1,071,019	\$ 1,071,019	\$ 2,135,072	\$ 2,135,072
Prior Report 11/6	\$ 379,599	\$ 92,154	\$ 5,838	\$ 142,827	\$ 139,845	\$ 13,141	\$ 168,969	\$ 95,671	\$ 35,691	\$ 1,192,065	\$ 1,192,065	\$ 2,265,801	\$ 2,265,801
Prior Report 10/4	\$ 382,673	\$ 93,346	\$ 6,338	\$ 144,658	\$ 141,082	\$ 13,141	\$ 177,098	\$ 100,975	\$ 41,322	\$ 2,454,782	\$ 2,454,782	\$ 3,555,415	\$ 3,555,415
Prior Report 8/16	\$ 382,673	\$ 93,346	\$ 6,338	\$ 145,008	\$ 141,282	\$ 13,141	\$ 178,342	\$ 108,712	\$ 58,716	\$ 3,240,949	\$ 3,240,949	\$ 4,368,508	\$ 4,368,508
Prior Report 8/8	\$ 382,718	\$ 93,541	\$ 6,338	\$ 146,058	\$ 145,581	\$ 13,141	\$ 188,596	\$ 139,233	\$ 74,132	\$ 4,187,240	\$ 4,187,240	\$ 5,376,578	\$ 5,376,578
Prior Report 7/11	\$ 385,697	\$ 93,541	\$ 6,338	\$ 146,953	\$ 146,172	\$ 13,141	\$ 198,206	\$ 164,827	\$ 99,549	\$ 4,854,424	\$ 4,854,424	\$ 6,254,424	\$ 6,254,424
Prior Report 6/14	\$ 385,697	\$ 93,541	\$ 6,338	\$ 146,999	\$ 147,231	\$ 13,316	\$ 219,500	\$ 183,735	\$ 318,553	\$ 5,154,909	\$ 5,154,909	\$ 6,514,909	\$ 6,514,909
Reduced by (Current Report - Last Report)	\$ -	\$ -	\$ -	\$ (510)	\$ (277)	\$ -	\$ (196)	\$ (2,011)	\$ (1,100)	\$ (8,291)	\$ (15,176)	\$ (1,189,043)	\$ (1,216,604)
<b>Total Reduction in AR Prior Semesters (Since Last Report)</b>													<b>\$ (1,216,604)</b>

	Fall 2020	Spring 2021	Summer 2021	Fall 2021	Spring 2022	Summer 2022	Fall 2022	Spring 2023	Summer 2023	Fall 2023	Spring 24	Fall 2024	Totals
Total Reduction Since June 2023 Report	\$ (21,671)	\$ (5,696)	\$ (500)	\$ (14,689)	\$ (8,967)	\$ (807)	\$ (66,779)	\$ (99,118)	\$ (301,318)	\$ (3,824,976)	\$ (414,869)	\$ (1,795,093)	\$ (6,554,482)
<b>SPRING 2025</b>													
			Billed		Paid		Pending		Balance				
Current Report			\$ 9,179,242		\$ (6,920,084)		\$ -		\$ 2,259,158				
Prior Report									\$ -				
Difference From Last Report			\$ 9,179,242		\$ (6,920,084)				\$ 2,259,158				
Total Owed by On-campus (non-prison)									\$ 2,259,158				
Prison Pending													
<b>Total AR (Excluding SPRING 2025)</b>													
Total Balance Due	\$2,627,667.31												
Spring 2020 through Fall 2025													
Total Reduction Current Report	\$ (1,216,604.00)												
Since last report													
Total Reduction Since June 23 Report	\$ (6,554,482.09)												
Current Total Reduction Balance Prior and Current reports.													



# Cashflow Report

Glenville State University													
Cashflow Projection FY 2025													
	Oasis	Actual Jun-24	Actual Jul-24	Actual Aug-24	Actual Sep-24	Actual Oct-24	Actual Nov-24	Actual Dec-24	Projected Jan-25	Projected Feb-25	Projected Mar-25	Projected Apr-25	Projected May-25
Beginning Cash	Fund #	\$2,891,823	\$2,948,858	\$2,813,855	\$3,288,490	\$3,735,278	\$3,114,626	\$1,579,311	\$1,282,897	\$9,200,465	\$8,891,904	\$6,505,769	\$6,298,496
Debt service & Capital Assessments		360,732	203,825	203,825	278,233	203,825	203,825	335,732	203,825	203,825	203,825	203,825	203,825
Energy Savings Loan Payments		-	-	-	-	-	-	-	-	-	-	-	-
HEPC Ed Grant Payments		39,987	-	-	-	-	750	-	-	-	150,000	-	-
FY 2025 Nursing Grant Expenditures (\$773,000)		-	-	-	-	-	-	-	-	-	50,000	150,000	350,000
Deferred Maintenance Expenditures		30,332	34,842	242,622	33,883	139,080	338,785	387,363	679,681	-	300,000	150,000	350,000
Health/Wellness Grant		-	-	-	-	-	-	-	-	-	1,500,000	-	500,000
Cash used		1,829,603	2,424,797	2,882,346	1,846,056	2,718,811	3,490,007	2,544,954	3,206,758	3,283,825	4,619,325	2,548,825	4,173,825
Ending Cash		\$2,948,858	\$2,813,855	\$3,288,490	\$3,735,278	\$3,114,626	\$1,579,311	\$1,282,897	\$9,200,465	\$8,891,904	\$6,505,769	\$6,298,496	\$3,692,434
Remaining State Funds Included in Bal.		\$ -	\$977,565	\$848,352	\$157,677	\$1,128,734	\$295,071	\$258,133	\$1,408,329	\$878,329	\$348,329	\$1,506,868	\$711,868
Remaining Energy Savings Loan in Bal.		\$ 9,029	\$ 9,029	\$ 9,029	\$ 9,029	\$ 9,029	\$ 9,029	\$ 9,029	\$ 9,029	\$ 9,029	\$ 9,029	\$ 9,029	\$ 9,029
Remaining HEPC Ed Grant in Bal.		\$405,321	\$405,321	\$405,321	\$405,321	\$405,321	\$404,571	\$404,571	\$404,571	\$404,571	\$254,571	\$254,571	\$254,571
Remaining Health/Wellness Grant in Bal.		\$ -	\$ -	\$ -	\$ -	\$ -	\$ -	\$ -	\$3,800,000	\$3,800,000	\$2,300,000	\$2,300,000	\$1,800,000
Remaining FY 2024 Nursing Grant in Bal.		\$379,019	\$305,608	\$305,608	\$ -	\$ -	\$ -	\$ -	\$ -	\$773,000	\$723,000	\$573,000	\$223,000
Remaining Deferred Maintenance in Bal.		\$2,026,439	\$1,164,096	\$921,474	\$1,387,591	\$1,248,511	\$909,726	\$522,363	\$(157,318)	\$442,682	\$142,682	\$ (7,318)	\$642,682
Remaining Balance of unrestricted funds		\$129,051	\$ (47,763)	\$798,707	\$1,775,660	\$323,030	\$ (39,086)	\$ 88,800	\$3,735,854	\$2,584,293	\$2,728,158	\$1,662,346	\$ 51,284



# FY24 SINGLE AUDIT UPDATE

- **ONGOING – WILL NOT END UNTIL SOMETIME IN FEBRUARY**
- **SEVERAL FINDINGS**
  - o **SOME FINDINGS ARE RELATED TO PROCESSES WE DO NOT UTILIZE AS A SMALLER HIGHER EDUCATION INSTITUTION**



## Preliminary FY26 Budget Discussion

- **New State and Federal Administrations**
  - **Many budget unknowns**
- **PEIA – Increase in Institution Share**
  - **\$600,000 per year**
  - **16% of 80% paid for insurance premiums for each employee.**
  - **14% for employees (employees pay 20% of the insurance premium)**
- **Planned effort to hire positions that "pay for themselves").**



## Housing Update

- **Task force meeting to plan forward progress.**
  - **Several options already discussed.**



## Year of Savings Update (FY25 Budget Update)

- **New copier contract**
- **\$1000's in savings each month**
- **Moving to vehicle leasing**
- **Gas tanks on campus as opposed to p-card purchase and/or fleet cards.**
- **New phone contract being negotiated**
- **All units at or under budget**



## Deferred Maintenance

*\*Funds Recvd YTD: Funds can only be drawn down after proof of receipt, existence and payment have been provided to and approved by the State of WV*

	Allocated by State	Budgeted by GSU	Expended	Encumbered	Rem. Balance	*Funds Recvd YTD
<b>Roads &amp; Pathways (WVHEPC-G-002)</b>						
Pioneer Pathway Improvements	\$2,100,000.00	\$ 2,100,000.00	\$ 693,227.96	\$ 728,653.23	\$ 678,118.81	*Additional \$587,500 in process, with Governors Office
Sidewalk repairs	\$75,000.00	\$ 75,000.00			\$ 75,000.00	
Repairing Wall repairs	\$150,000.00	\$ 150,000.00			\$ 150,000.00	
Repair entrance pad to Vaco Center	\$25,000.00	\$ 25,000.00			\$ 25,000.00	
<b>Sub-Total Roads &amp; Pathways</b>	<b>\$2,350,000.00</b>	<b>\$ 2,350,000.00</b>	<b>\$ 693,227.96</b>	<b>\$ 728,653.23</b>	<b>\$ 928,118.81</b>	<b>\$ 587,500.00</b>
<b>Building Demolition (WVHEPC-G-003)</b>						
LEH Teardown	\$2,500,000.00	\$ 2,500,000.00	\$ 124,359.56	\$ 389,429.84	\$ 1,986,210.60	*Funds Recvd YTD
<b>Sub-Total Building Demolition</b>	<b>\$2,500,000.00</b>	<b>\$ 2,500,000.00</b>	<b>\$ 124,359.56</b>	<b>\$ 389,429.84</b>	<b>\$ 1,986,210.60</b>	<b>\$ 625,000.00</b>
<b>Energy Systems/building envelope repairs (WVHEPC-G-004)</b>						
Sub-Total Energy Systems	\$2,900,000.00	\$ 2,900,000.00	\$ 63,375.40	\$ 300,759.00	\$ 2,535,865.60	*Funds Recvd YTD
<b>Sub-Total Energy Systems</b>	<b>\$2,900,000.00</b>	<b>\$ 2,900,000.00</b>	<b>\$ 63,375.40</b>	<b>\$ 300,759.00</b>	<b>\$ 2,535,865.60</b>	<b>\$ 725,000.00</b>
<b>Technology (WVHEPC-G-005)</b>						
Sewer Farm		\$ 250,000.00	\$ 231,564.61		\$ 18,435.39	*Will be in process on GSU side this week
Campus Wi-Fi						
Campus Network Switches		\$ 400,000.00	\$ 399,141.39		\$ 858.61	
Campus Security Cameras(45 outdoor Parking Lots)						
Goodwin Hall Security Cameras(100 interior cameras)		\$ 100,000.00				
Campus-wide lock replacement(700 interior, 100 exterior)		\$ 1,100,000.00	\$ 623,072.83	\$ 373,002.82	\$ 103,924.35	
Jumbo Tron						
Fiber reroute from North Entrance						
LEH 4th Floor Ethernet retrofit		\$ 100,000.00	\$ 143,400.21		\$ (43,400.21)	
Clock tower system and Mass Notification						
Emergency Notification and Fire alarm monitoring						
<b>Sub-Total Technology</b>	<b>\$2,000,000.00</b>	<b>\$ 2,000,000.00</b>	<b>\$ 1,403,179.04</b>	<b>\$ 373,002.82</b>	<b>\$ 113,818.14</b>	<b>\$ 1,000,000.00</b>
<b>Campos Repairs (WVHEPC-G-004)</b>						
Moham Dumb Water		\$ 50,000.00	\$ 22,742.00		\$ 27,258.00	*Additional \$500,000 in process GSU side
Louis Bennett Hall Roof Replacement		\$ 300,000.00	\$ 5,400.00		\$ 294,600.00	
Library Roof Replacement		\$ 300,000.00			\$ 300,000.00	Out for Bid
Clark Hall Roof Replacement		\$ 225,000.00	\$ 200,050.00		\$ 24,950.00	
Clark Hall repairs		\$ 90,000.00			\$ 90,000.00	
Swimming Pool Repairs		\$ 60,000.00	\$ 49,000.00		\$ 11,000.00	
Paving Campus-wide		\$ 150,000.00			\$ 150,000.00	
Painting Campus-wide		\$ 150,000.00	\$ 25,150.00		\$ 124,850.00	
Roof replacements in Housing		\$ 225,000.00			\$ 225,000.00	
Alumni House Porches		\$ 50,000.00	\$ 47,357.46		\$ 2,642.54	
Pickens Hall Elevator repairs		\$ 400,000.00	\$ 149,547.78		\$ 250,452.22	
<b>Sub-Total Camous Repairs</b>	<b>\$2,000,000.00</b>	<b>\$ 2,000,000.00</b>	<b>\$ 499,247.24</b>	<b>\$ -</b>	<b>\$ 1,650,300.54</b>	<b>\$ 500,000.00</b>
<b>Grand Total Deferred Maintenance Projects</b>						
	<b>\$11,750,000.00</b>	<b>\$ 11,750,000.00</b>	<b>\$ 2,783,389.20</b>	<b>\$ 1,491,085.89</b>	<b>\$ 7,475,524.91</b>	<b>\$ 3,437,500.00</b>



## DATA ANALYTICS UPDATE

# Alteryx Software CRM Software



## UPDATES

- **PARTNERSHIP WITH CITY OF GLENVILLE AND AGILE5**
- **PAY ANALYSIS ONGOING (WAGE COMPRESSION)**
- **TUTITION WAIVERS VS SCHOLARSHIPS**
- **DAC BOND INVESTOR CALL THURSDAY**



# Athletics Update

February 26, 2025

Jesse Skiles – Athletic Director

GLENVILLE STATE UNIVERSITY



## Athletics Summary by Semester

GSC ATHLETICS ACADEMIC SUMMARIES BY SEMESTER																															
SPORT	BAILEY	xxx	LAZANBY	xxx	xxx	xxx	VINEYARD	xxx	SKILES	xxx	xxx	xxx	xxx	xxx	xxx	xxx	xxx	xxx	xxx	xxx	xxx	xxx	xxx	xxx	xxx	xxx	xxx	xxx			
	FALL-14	SPR-15	FALL-15	SPR-16	FALL-16	SPR-17	FALL-17	SPR-18	FALL-18	SPR-19	FALL-19	SPR-20	FALL-20	SPR-21	FALL-21	SPR-22	FALL-22	SPR-23	FALL-23	SPR-24	FALL-24										
ACRO	xxx	xxx	2.96	3.02	3.23	3.3	3.19	3.04	3.19	3.12	3.01	2.96	3.20	3.19	3.01	3.22	3.41	3.44	3.45	3.46	3.16										
MBB	2.35	2.14	2.07	2.26	2.44	2.06	2.34	2.33	2.14	2.19	2.15	2.24	2.50	2.74	3.00	3.34	2.56	2.40	2.55	2.93	2.95										
WBB	2.89	2.86	2.76	2.72	2.78	2.87	2.87	2.61	2.74	2.59	2.93	2.97	2.98	3.20	3.17	3.08	3.06	2.72	2.71	2.91	3.18										
BASE	2.62	2.38	2.80	2.65	2.45	2.39	2.59	2.38	2.60	2.76	2.92	2.70	2.70	2.76	2.58	2.86	2.86	2.72	3.06	2.96	3.25										
BOX	xxx	xxx	xxx	xxx	xxx	2.59	2.72	1.87	2.64	2.02	2.16	2.16	2.18	1.67	2.07	2.48	2.45	3.15	3.25	2.92	3.19	2.33									
CHEER	xxx	xxx	xxx	xxx	xxx	xxx	xxx	xxx	xxx	xxx	xxx	xxx	2.18	1.18	2.26	2.52	2.13	3.27	2.84	3.48	3.00	3.36	2.96								
FB	2.35	2.48	2.31	2.38	2.08	2.19	2.17	2.35	2.02	2.19	2.41	2.08	2.11	2.12	1.98	2.55	2.29	2.39	2.57	2.92	2.66										
MGOLF	2.89	2.95	2.6	2.61	2.52	2.59	2.65	2.65	2.27	2.68	2.84	2.81	2.55	2.79	2.67	3.04	3.11	3.19	3.07	3.19	3.10										
WGOLF	xxx	xxx	xxx	xxx	xxx	xxx	xxx	xxx	xxx	xxx	xxx	xxx	2.34	2.68	2.47	2.62	2.50	2.86	3.19	3.50	3.33	3.31	3.47								
SOCC	xxx	xxx	xxx	xxx	xxx	xxx	xxx	xxx	2.80	3.20	2.91	3.26	2.96	3.20	3.31	3.56	3.31	3.42	3.35	3.16	3.29										
SB	2.54	2.74	3.02	3.19	3.16	3.00	3.14	3.06	3.15	2.87	2.87	2.95	3.10	3.21	3.00	3.06	3.14	2.92	3.34	3.25	3.59										
MTRK/CC	2.30	2.28	2.3	2.54	2.45	2.58	2.35	2.45	2.47	2.59	2.310	2.61	2.68	2.30	2.77	3.21	2.94	2.77	2.97	3.24	3.15										
WTRK/CC	3.03	2.62	3.12	3.07	2.54	2.7	2.87	2.60	2.71	2.59	2.89	2.98	3.03	2.83	2.93	3.28	3.20	3.13	3.44	3.47	3.56										
VB	2.72	2.52	3.15	3.17	2.51	2.42	2.46	3.07	3.26	3.17	3.17	3.13	2.82	2.97	3.23	3.24	3.25	3.30	3.36	3.35	3.31										
WREST	xxx	xxx	xxx	xxx	xxx	xxx	xxx	xxx	xxx	xxx	xxx	xxx	xxx	xxx	2.44	2.87	3.15	3.11	2.88	2.85	2.72	3.08	3.42								
MEN	2.40	2.42	2.37	2.44	2.22	2.32	2.30	2.31	2.28	2.45	2.49	2.41	2.48	2.39	2.44	2.87	2.64	2.61	2.76	3.00	2.99										
WOMEN	2.79	2.70	2.99	3.03	2.86	2.86	2.94	2.86	2.95	2.95	2.89	2.92	2.96	3.06	3.01	3.21	3.20	2.94	3.28	3.26	3.24										
CO-ED	xxx	xxx	xxx	xxx	2.59	2.72	1.87	2.64	2.02	2.16	2.16	2.18	1.67	2.21	2.48	2.45	3.15	3.25	2.92	3.27	2.67										
TOTAL	2.48	2.50	2.55	2.55	2.42	2.52	2.48	2.55	2.51	2.64	2.62	2.60	2.65	2.66	2.67	2.99	2.89	2.76	2.98	3.11	3.07										
PR-4.00	10	9	13	12	16	14	17	14	15	26	16	29	25	40	36	54	55	52	53	64	73										
D-3.50-99	26	25	29	28	34	32	36	34	43	52	60	56	61	59	85	68	84	83	98	81	118										
TOTAL	36	34	42	40	50	46	53	48	58	78	76	85	86	99	121	122	139	135	151	145	191										
# of SA's	245	192	284	219	312	244	309	240	376	258	443	362	418	367	424	399	412	395	465	412	496										



# Retention Composite

RETENTION COMPOSITE - FALL-TO-SPRING- 24-25							
SPORT	FALL#	GRAD	LOSS	MY-ADD	SPR-#	RAW	SCORE
ACRO	24	0	1	0	23	23-24	23-24
BASE	44	0	0	0	44	44-44	44-44
MBB	26	2	0	1	25	24-24	24-25
WBB	21	0	1	2	22	20-21	22-21
BOX	10	0	2	0	8	8-10	8-10
CHEER	14	0	1	0	13	13-14	13-14
FB	107	6	10	16	107	91-101	107-101
MGOLF	14	1	1	0	12	12-13	12-13
WGOLF	20	2	1	0	17	17-18	17-18
SOCCER	38	3	3	0	32	32-35	32-35
SB	31	0	1	0	30	30-31	30-31
MTRK	47	1	1	0	45	45-46	45-46
WTRK	24	1	0	2	25	23-23	25-23
VB	26	1	3	2	24	22-25	24-25
WREST	42	1	4	0	37	37-41	37-41
TOTALS	488	18	29	23	463	441-470	464-470
						93.80%	98.70%



# Commissioner's Cup 2025

COMMISSIONER'S CUP - 2025 -- RUNNING TALLY		
SPORT	CUP-SCORE	TALLY
MGOLF	4-5	4-5
WGOLF	8-0	12-5
MCC	5-5	17-10
WCC	6-4	23-14
SOCC	4-6	27-20
FB	8-1	35-21
VB	0-10	35-31
WREST	6-0	41-31
WTRK		
MITRK		
WBB		
MBB		
ACRO		
WTRK		
MTRK		
SB		
BASE		

**Glenville State University Board of Governors  
Meeting of February 26, 2025**

**ACTION ITEM:** Glenville State University Audit Report and Financial Statements for FY2024

**COMMITTEE:** Committee of the Whole

**RECOMMENDED RESOLUTION:** Be it RESOLVED that the Board of Governors approves the FY2024 Audit Report and Financial Statements.

**STAFF MEMBER:** Dr. Mark A. Manchin, President

**BACKGROUND:**

The audit of the financial statements of Glenville State University, a component unit of the West Virginia Higher Education Fund, as of and for the year ended June 30, 2024 and 2023, was completed on October 13, 2025 by CliftonLarsonAllen LLP (CLA). The financial statements comprise the respective financial position of the business-type activities and the discretely presented component unit of the University, and the respective changes in financial position and, where applicable, cash flows for the year then ended. The Audit Opinion states that those financial statements are presented fairly, in all material respects, and in accordance with accounting principles generally accepted in the United States of America.

**GLENVILLE STATE UNIVERSITY**  
**FINANCIAL STATEMENTS AND**  
**SUPPLEMENTARY INFORMATION**  
**YEARS ENDED JUNE 30, 2024 AND 2023**



CPAs | CONSULTANTS | WEALTH ADVISORS

**GLENVILLE STATE UNIVERSITY  
TABLE OF CONTENTS  
YEARS ENDED JUNE 30, 2024 AND 2023**

<b>INDEPENDENT AUDITORS' REPORT</b>	<b>1</b>
<b>MANAGEMENTS' DISCUSSION AND ANALYSIS (UNAUDITED)</b>	<b>4</b>
<b>FINANCIAL STATEMENTS</b>	
<b>STATEMENTS OF NET POSITION</b>	<b>17</b>
<b>STATEMENTS OF REVENUES, EXPENSES, AND CHANGES IN NET POSITION</b>	<b>19</b>
<b>STATEMENTS OF CASH FLOWS</b>	<b>20</b>
<b>GLENVILLE STATE UNIVERSITY FOUNDATION, INC. – A COMPONENT UNIT OF GLENVILLE STATE UNIVERSITY</b>	
<b>STATEMENTS OF FINANCIAL POSITION</b>	<b>22</b>
<b>STATEMENTS OF ACTIVITIES</b>	<b>23</b>
<b>NOTES TO FINANCIAL STATEMENTS</b>	<b>25</b>
<b>REQUIRED SUPPLEMENTARY INFORMATION</b>	
<b>SCHEDULE OF PROPORTIONATE SHARE OF NET PENSION LIABILITY</b>	<b>80</b>
<b>SCHEDULE OF EMPLOYER PENSION CONTRIBUTIONS</b>	<b>81</b>
<b>SCHEDULES OF PROPORTIONATE SHARE OF NET OPEB LIABILITY</b>	<b>82</b>
<b>SCHEDULES OF EMPLOYER OPEB CONTRIBUTIONS</b>	<b>83</b>
<b>INDEPENDENT AUDITORS' REPORT ON INTERNAL CONTROL OVER FINANCIAL REPORTING AND ON COMPLIANCE AND OTHER MATTERS BASED ON AN AUDIT OF FINANCIAL STATEMENTS PERFORMED IN ACCORDANCE WITH <i>GOVERNMENT AUDITING STANDARDS</i></b>	<b>84</b>
<b>SCHEDULE OF FINDINGS AND RESPONSES</b>	<b>86</b>



## INDEPENDENT AUDITORS' REPORT

Board of Governors  
Glennville State University  
Glennville, West Virginia

### Report on the Audit of the Financial Statements

#### ***Opinions***

We have audited the accompanying financial statements of the business-type activities and the discretely presented component unit of Glennville State University (the University), a component unit of the West Virginia Higher Education Fund, as of and for the years ended June 30, 2024 and 2023, and the related notes to the financial statements, which collectively comprise the University's basic financial statements as listed in the table of contents.

In our opinion, based on our audits and the report of the other auditors, the financial statements referred to above present fairly, in all material respects, the respective financial position of the business-type activities and the discretely presented component unit of the University as of June 30, 2024 and 2023, and the respective changes in financial position and, where applicable, cash flows thereof for the years then ended in accordance with accounting principles generally accepted in the United States of America.

We did not audit the financial statements of the discretely presented component unit, Glennville State University Foundation, Inc. (the Foundation), which represents 100% of the assets, net assets, and revenues of the discretely presented component unit as of and for the years ended June 30, 2024 and 2023. Those statements were audited by other auditors, whose report has been furnished to us, and our opinion, insofar as it relates to the amounts included for the Foundation, is based solely on the report of the other auditor.

#### ***Basis for Opinions***

We conducted our audits in accordance with auditing standards generally accepted in the United States of America (GAAS) and the standards applicable to financial audits contained in *Government Auditing Standards*, issued by the Comptroller General of the United States. Our responsibilities under those standards are further described in the Auditors' Responsibilities for the Audit of the Financial Statements section of our report. We are required to be independent of the University and to meet our other ethical responsibilities, in accordance with the relevant ethical requirements relating to our audit. We believe that the audit evidence we have obtained is sufficient and appropriate to provide a basis for our audit opinions. The financial statements of Glennville State University Foundation, Inc. were not audited in accordance with *Government Auditing Standards*.

### ***Responsibilities of Management for the Financial Statements***

Management is responsible for the preparation and fair presentation of the financial statements in accordance with accounting principles generally accepted in the United States of America, and for the design, implementation, and maintenance of internal control relevant to the preparation and fair presentation of financial statements that are free from material misstatement, whether due to fraud or error.

In preparing the financial statements, management is required to evaluate whether there are conditions or events, considered in the aggregate, that raise substantial doubt about the University's ability to continue as a going concern for twelve months beyond the financial statement date, including any currently known information that may raise substantial doubt shortly thereafter.

### ***Auditors' Responsibilities for the Audit of the Financial Statements***

Our objectives are to obtain reasonable assurance about whether the financial statements as a whole are free from material misstatement, whether due to fraud or error, and to issue an auditors' report that includes our opinions. Reasonable assurance is a high level of assurance but is not absolute assurance and therefore is not a guarantee that an audit conducted in accordance with GAAS and *Government Auditing Standards* will always detect a material misstatement when it exists. The risk of not detecting a material misstatement resulting from fraud is higher than for one resulting from error, as fraud may involve collusion, forgery, intentional omissions, misrepresentations, or the override of internal control. Misstatements are considered material if there is a substantial likelihood that, individually or in the aggregate, they would influence the judgment made by a reasonable user based on the financial statements.

In performing an audit in accordance with GAAS and *Government Auditing Standards*, we:

- Exercise professional judgment and maintain professional skepticism throughout the audit.
- Identify and assess the risks of material misstatement of the financial statements, whether due to fraud or error, and design and perform audit procedures responsive to those risks. Such procedures include examining, on a test basis, evidence regarding the amounts and disclosures in the financial statements.
- Obtain an understanding of internal control relevant to the audit in order to design audit procedures that are appropriate in the circumstances, but not for the purpose of expressing an opinion on the effectiveness of the University's internal control. Accordingly, no such opinion is expressed.
- Evaluate the appropriateness of accounting policies used and the reasonableness of significant accounting estimates made by management, as well as evaluate the overall presentation of the financial statements.
- Conclude whether, in our judgment, there are conditions or events, considered in the aggregate, that raise substantial doubt about the University's ability to continue as a going concern for a reasonable period of time.


We are required to communicate with those charged with governance regarding, among other matters, the planned scope and timing of the audit, significant audit findings, and certain internal control related matters that we identified during the audit.

**Required Supplementary Information**

Accounting principles generally accepted in the United States of America require that the Management's Discussion and Analysis, and the Schedules of Proportionate Share of Net Pension Liability and Contributions, and the Schedules of Proportionate Share of Net OPEB Liability and Contributions be presented to supplement the basic financial statements. Such information is the responsibility of management and, although not a part of the basic financial statements, is required by the Governmental Accounting Standards Board who considers it to be an essential part of financial reporting for placing the basic financial statements in an appropriate operational, economic, or historical context. We have applied certain limited procedures to the required supplementary information in accordance with GAAS, which consisted of inquiries of management about the methods of preparing the information and comparing the information for consistency with management's responses to our inquiries, the basic financial statements, and other knowledge we obtained during our audits of the basic financial statements. We do not express an opinion or provide any assurance on the information because the limited procedures do not provide us with sufficient evidence to express an opinion or provide any assurance.

**Other Reporting Required by Government Auditing Standards**

In accordance with *Government Auditing Standards*, we have also issued our report dated October 14, 2024, on our consideration of the University's internal control over financial reporting and on our tests of its compliance with certain provisions of laws, regulations, contracts, and grant agreements and other matters. The purpose of that report is solely to describe the scope of our testing of internal control over financial reporting and compliance and the results of that testing, and not to provide an opinion on the effectiveness of the University's internal control over financial reporting or on compliance. That report is an integral part of an audit performed in accordance with *Government Auditing Standards* in considering the University's internal control over financial reporting and compliance.



**CliftonLarsonAllen LLP**

King of Prussia, Pennsylvania  
October 14, 2024



**GLENVILLE STATE UNIVERSITY  
MANAGEMENTS' DISCUSSION AND ANALYSIS  
(UNAUDITED)  
YEARS ENDED JUNE 30, 2024 AND 2023**

**About Glenville State University**

Glenville State University, West Virginia's only centrally located public institution of higher education, was founded in 1872 to provide instruction and practice for common school teachers in the science of education and the art of teaching. In the early years, Glenville Normal was obliged to devote resources almost exclusively to secondary studies because of the absence of high schools in the area. Later, as high schools became more numerous, secondary offerings were gradually reduced and more college courses were developed. On May 1, 1930, the State Board of Education authorized the school to award the Bachelor of Arts in Education Degree, and on March 4, 1931, the Legislature changed the school's name to Glenville State Teachers College. Often referred to as the Lighthouse on the Hill, the name of the school was changed to Glenville State College in 1943. This name remained in use for 79 years until the Institution officially achieved University status in 2022.

Glenville State has long surpassed its original mission as a teacher's college, having expanded to prepare students for careers in teaching, business, land resources, music, the liberal arts, the sciences, criminal justice, and human services, and now nursing. However, in deference to its origins as a teacher's college, it seems only fitting that Glenville's initial offerings as a University would be graduate programs in Education. In early Fall, 2021, the Higher Learning Commission (HLC) approved Glenville's graduate studies expansion application. This was followed by the Higher Education Policy Commission's (HEPC) approval later that year. This momentous development culminated on February 22, 2022, when both the West Virginia House of Delegates and the State Senate unanimously approved of Glenville's new status as a University, followed the next day by the Governor's signature. Fittingly, that landmark event occurred on the same day that Glenville celebrated its 150<sup>th</sup> Anniversary. We have been operating as Glenville State University (GSU) since that memorable date.

With an annual enrollment of approximately 1,900 students, the University has a student to faculty ratio of 17 to 1. The University's enrollment is made up of 37% first generation students. 83% of Glenville's students are residents of West Virginia. The University fulfills a commitment to serve students in need as approximately 97% of Glenville's students receive some form of financial aid or scholarship assistance.

GSU offers seven degrees across nine academic units. Program offerings include four master's specializations, over 30 baccalaureate majors, and five associate's programs. Glenville State is institutionally accredited by the Higher Learning Commission (formerly the North Central Association of Colleges and Schools). Specific degrees within the University are programmatically accredited by Council for the Accreditation of Educator Preparation and by the Society of American Foresters. As a public university, Glenville State University receives policy oversight from the West Virginia Higher Education Policy Commission. GSU is governed by a local, 12-member Board of Governors, including elected heads of the Student Government Association, the Staff Council, and the faculty alongside nine lay members appointed by the Governor of West Virginia.

**GLENVILLE STATE UNIVERSITY  
MANAGEMENTS' DISCUSSION AND ANALYSIS  
(UNAUDITED)  
YEARS ENDED JUNE 30, 2024 AND 2023**

***Operational Highlights***

Our Foundation achieved another record “Day of Giving” realizing a total intake of just over \$1 million in contributions from 1070 benefactors, up from 800 the year before, all of which is held by the Foundation for the ultimate benefit of the University. In addition, GSU was named among the top U.S schools for preparing Future teachers in the science of reading.

Operationally, Fiscal Year 2024 continued an encouraging trend in enrollment, mirroring the last several years, as GSU realized a year over year increase of approximately 174 overall combined student headcounts in comparison to FY2023. Prospectively, our Fall, 2024 enrollment is off to a great start in continuing the trend of gradual growth in our enrollment counts, exceeding the prior Fall of 2023 by 114 students, with an increase in the number of full-time, and residential students. Financially, GSU implemented a 2% across-the-board prospective increase in tuition and fees as inflationary pressures continue. GSU has chosen to raise rates gradually over three years to cushion the financial impacts on our students while also ultimately achieving the higher revenue rates necessary to keep pace with escalating operating costs. GSU believes this plan to be fiscally responsible to the Institution’s financial health while also being respectful to the financial challenges being experienced by GSU customers, the students whom we serve. Indeed, GSU has continued to be recognized as one of the most affordable Universities among our peers and had the lowest tuition in the Fall of 24.

Of additional significance, Glenville State University officially entered into a partnership with Marshall University which has allowed us to offer a four-year BS in Nursing program on our campus beginning with our Fall, 2022 semester. This partnership allows GSU to utilize Marshall’s existing accreditation while providing students of our central West Virginia service area the opportunity to obtain that degree on our campus. This program had an initial cohort class of 42 pre-nursing students in the Fall of 2022, and another cohort of 70 pre-nursing students in the Fall of 2023 and 2024, and will be instrumental to GSU doing its part to meet the State and Nationwide nursing shortage. GSU also received a grant through the Governor’s office of approximately \$2.1 million which has been utilized in late FY2022 and early FY2023 and \$1.6 million in late FY23, to complete the investments necessary for a successful launch of our Nursing Program. In addition, a new \$3 million health sciences facility was constructed in the empty space of the WACO center.

Furthermore, GSU executed a contract extension with our food service provider, Aramark. This contract renewal came with significant financial incentives funded by our food service partner, including a “We Proudly Serve” Starbucks coffee shop on campus, in addition to a significant upgrade in our food service facilities, including a new Freshens franchise. This investment of more than \$2 million by our food service partner represents an investment in our future, facilitating our ability to deliver highly appealing and satisfying food service to our current students and to position ourselves to be very attractive to future prospective students. We also implemented our new relationship with Barnes & Noble College in FY22, wherein we returned to providing a physical book and merchandise store presence on campus. Through this partnership, GSU was among the very first to launch Barnes & Noble’s “First Day Complete” program. This service conveniently provides each of our students with all of the textbooks and other instructional materials necessary for all courses in which they have enrolled for a reasonable and competitive flat fee basis. Based upon the rate of participation through our current Fall, 2024 semester, this service continues to successfully meet our students’ needs in this area and has grown to record utilization.

Prospectively, GSU continues forward with the development of additional Graduate-level programs, including an MBA, implemented in the Fall of 2023, and a Masters in Criminal Justice, implemented in

**GLENVILLE STATE UNIVERSITY  
MANAGEMENTS' DISCUSSION AND ANALYSIS  
(UNAUDITED)  
YEARS ENDED JUNE 30, 2024 AND 2023**

the Fall of 2024. With viability projections for the first Fall 2023 cohort of the MBA program being 9 students, GSU's first MBA cohort began with 21 students. The Fall 24 total number of MBA students sets at 41. GSU also plans to develop and offer a graduate program in counseling beginning in the Fall of 2025, as well as expanding on the existing Education graduate program offerings which GSU launched in FY2023. With the building of the College of Health Sciences facility at the WACO and the expected continued expansion of those facilities over the next two years, the five-year strategic plan for the College of Health Sciences is well underway. Through this strategic initiative, GSU intends to increase offerings to our students with degree programs in the Health Sciences field.

**Overview of the Financial Statements and Financial Analysis**

Glenville State University (the University) is pleased to present its financial statements for the fiscal years 2024, 2023 and 2022. The following management discussion and analysis provides an overview of the financial position and activities of the University for these years.

There are three financial statements presented: the Statements of Net Position; the Statements of Revenues, Expenses, and Changes in Net Position; and the Statements of Cash Flows. These statements provide both long-term and short-term financial information about the University.

***Financial Highlights***

Total assets increased year over year while total liabilities increased by a smaller margin, resulting in a 2.6% increase in total net position. Operating revenues increased by 19.2% while non-operating revenues decreased by 11.6%. This was supplemented by a 9.3% increase in total expenses, which still resulted in a positive net income for the current year. All bond debt was refinanced in September, 2017, as discussed in Note 7 to the financial statements. The University continued receiving significant funding through various operational and research grants, as well as through additional CARES Act, American Rescue Plan Act, and GEER Grant sources of funding, all of which contributed to the continued improved results. However, the CARES Act, American Rescue Plan Act, and GEER Grant funding were fully drawn down and expended in FY 2023.

***Net Position***

The Statements of Net Position present the assets, liabilities, and net position of the University as of the end of the fiscal years. The purpose of the Statements of Net Position is to present to the readers of the financial statements a fiscal snapshot of the University. The Statements of Net Position present end-of-year data concerning Assets (current and noncurrent), Liabilities (current and noncurrent), and Net Position (Assets minus Liabilities).

The Statements of Net Position provide a way to measure the financial position of the University. It provides a picture of the net position and availability of resources for expenditure by the University. From the data presented, readers of the Statements of Net Position are able to determine the assets available to continue the operations of the University. They are also able to determine how much is owed to employees, vendors and lending institutions.

Net Position is divided into three major categories. The first category, net investment in capital assets, accounts for equity in the property, plant and equipment owned by the University. Title to all property was transferred to the Glenville State University Board of Governors by the Higher Education Policy Commission (HEPC, or the "Commission"), when the HEPC was formed in 2001. The next asset category is restricted, which is divided into two categories: nonexpendable (permanently restricted) and expendable. Expendable restricted resources are available for expenditure but must be spent for

**GLENVILLE STATE UNIVERSITY  
MANAGEMENTS' DISCUSSION AND ANALYSIS  
(UNAUDITED)  
YEARS ENDED JUNE 30, 2024 AND 2023**

purposes as determined by donors and/or external entities that have placed time or purpose restrictions on the use of the assets. Included in restricted expendable resources are balances that have been designated for specific purposes in West Virginia State Code. This category includes auxiliary enterprise balances as well as certain student fee funds that are designated within state code for specific general purposes such as housing operations or library operations. The final category is unrestricted resources, which are available for expenditure for any lawful purpose of the University.

	<u>2024</u>	<u>2023</u>	<u>2022</u>
Assets:			
Current Assets	\$ 4,431,674	\$ 3,720,359	\$ 6,375,316
Other Noncurrent Assets	5,048,461	3,810,203	5,256,859
Capital Assets, Net	<u>71,998,652</u>	<u>73,427,230</u>	<u>72,967,265</u>
Total Assets	81,478,787	80,957,792	84,599,440
Deferred Outflows of Resources	<u>329,137</u>	<u>555,652</u>	<u>726,002</u>
Total Assets and Deferred Outflows of Resources	<u>\$ 81,807,924</u>	<u>\$ 81,513,444</u>	<u>\$ 85,325,442</u>
Liabilities:			
Current Liabilities	\$ 8,033,913	\$ 4,275,266	\$ 6,124,812
Noncurrent Liabilities	<u>34,542,478</u>	<u>36,179,519</u>	<u>37,228,565</u>
Total Liabilities	42,576,391	40,454,785	43,353,377
Deferred Inflows of Resources	<u>1,654,415</u>	<u>2,557,879</u>	<u>4,429,454</u>
Total Liabilities and Deferred Inflows of Resources	44,230,806	43,012,664	47,782,831
Net Position:			
Net Investment in Capital Assets	37,480,791	37,806,277	36,152,927
Restricted - Expendable	3,996,179	2,599,434	4,152,465
Unrestricted	<u>(3,899,852)</u>	<u>(1,904,931)</u>	<u>(2,762,781)</u>
Total Net Position	<u>37,577,118</u>	<u>38,500,780</u>	<u>37,542,611</u>
Total Liabilities and Deferred Inflows of Resources and Net Position	<u>\$ 81,807,924</u>	<u>\$ 81,513,444</u>	<u>\$ 85,325,442</u>

An indicator of short-term financial condition is the ratio of current assets to current liabilities, or current ratio. The current ratio was 0.55, 0.87 and 1.04 as of June 30, 2024, 2023, and 2022, respectively.

***Significant Changes in Net Position***

***2024 Compared to 2023***

At June 30, 2024, the University's total net position decreased from the previous year by \$923,662, driven by the negative net results realized for the Fiscal Year. Current cash and cash equivalents increased by \$2,710,029. The net pension liability at June 30, 2024, was \$136,014.

Other noncurrent assets increased by \$1,238,258. Included in noncurrent receivables is \$22,419 which represents "No Hardship" advances made to employees as a result of the transition from real time to arrearage pay in 2014.

**GLENVILLE STATE UNIVERSITY  
MANAGEMENTS' DISCUSSION AND ANALYSIS  
(UNAUDITED)  
YEARS ENDED JUNE 30, 2024 AND 2023**

Net capital assets decreased by \$1,428,578. Additions in capital assets were \$1,484,900, some of which were funded through various grant or other one-time, non-recurring sources of capital funding.

2023 Compared to 2022

At June 30, 2023, the University's total net position increased from the previous year by \$958,169, driven by the positive net results realized for the Fiscal Year. Current cash and cash equivalents decreased by \$3,447,654. The net pension liability at June 30, 2023, was \$383,804.

Other noncurrent assets decreased by \$1,446,656. Included in noncurrent receivables is \$35,531 which represents "No Hardship" advances made to employees as a result of the transition from real time to arrearage pay in 2014.

Net capital assets increased by \$459,965. Additions in capital assets were \$3,250,851, some of which were funded through various grant or other one-time, non-recurring sources of capital funding.

The principal balances of five issues of refinanced bonds and other debt were eliminated in 2017 as part of the successful issuance of \$36,285,000 of Improvement and Refunding Revenue Bonds.

***Revenues, Expenses, and Changes in Net Position***

Changes in total net position, as presented on the Statements of Net Position, are based on the activities presented in the Statements of Revenues, Expenses, and Changes in Net Position (SRECNP). The purpose of the SRECNP is to present the revenues earned, both operating and nonoperating, and the expenses incurred, operating and nonoperating, and any other revenues, expenses, gains and losses of the University.

Operating revenues are earned for providing goods and services to the various customers and constituencies of the University. Operating expenses are incurred to acquire or produce the goods and services provided in return for the operating revenues and to carry out the mission of the University. Revenues for which goods and services are not provided are reported as nonoperating revenues. Nonoperating revenues are primarily from (1) State appropriations, because they are provided by the West Virginia Legislature to the University without the Legislature directly receiving commensurate goods and services for those revenues, and (2) Pell grants, which are reported as nonoperating revenue, not as a reduction in amounts due from students, because of specific guidance in the AICPA industry audit guide.

**GLENVILLE STATE UNIVERSITY  
MANAGEMENTS' DISCUSSION AND ANALYSIS  
(UNAUDITED)  
YEARS ENDED JUNE 30, 2024 AND 2023**

**CONDENSED SCHEDULES OF REVENUES, EXPENSES, AND CHANGES IN NET POSITION  
YEARS ENDED JUNE 30, 2024, 2023 AND 2022**

	<u>2024</u>	<u>2023</u>	<u>2022</u>
Operating:			
Revenues	\$ 20,622,517	\$ 19,738,922	\$ 16,396,777
Expenses	<u>30,547,515</u>	<u>30,713,544</u>	<u>28,251,454</u>
Operating Loss	(9,924,998)	(10,974,622)	(11,854,677)
Nonoperating:			
Revenues	10,616,757	12,526,269	14,168,526
Expenses	<u>(1,750,108)</u>	<u>(1,757,056)</u>	<u>(1,820,481)</u>
Nonoperating Income	8,866,649	10,769,213	12,348,045
Income Before Other Revenues, Expenses, Gains or Losses	(1,058,349)	(205,409)	493,368
Gifts and Capital Payments on Behalf of the University	<u>134,687</u>	<u>1,163,578</u>	<u>1,137,307</u>
Increase (Decrease) in Net Position	(923,662)	958,169	1,630,675
Net Position - Beginning of Year	<u>38,500,780</u>	<u>37,542,611</u>	<u>35,911,936</u>
Net Position - End of Year	<u>\$ 37,577,118</u>	<u>\$ 38,500,780</u>	<u>\$ 37,542,611</u>

An analysis of the individual revenue and expense categories that contributed to the overall decrease in net position is as follows:

***Revenues***

The major sources of revenue for the University include student tuition and fees, state appropriations, grants and gifts, government grants, auxiliary enterprise (housing and meals primarily) revenues, investment income, and miscellaneous income.

**2024 Compared to 2023**

- Student tuition and fees (net of scholarship and discount allowance) made up 30.00% of the University's operating revenues and 19.76% of total revenues. Tuition and fee revenues decreased \$443,364 between years due primarily to the increase in scholarship allowance.
- Other revenues such as contracts and grants, auxiliary enterprise revenue, and miscellaneous revenues comprised 46.11% and 40.75% of the University's total revenues in FY 2024 and FY 2023, respectively. FY 2024 grant awards included receipts of \$755,315 from the US Department of Education, \$1,173,094 from various West Virginia Agency sponsored scholarship programs, and \$994,576 in West Virginia Higher Education scholarship programs. Federal Revenues, nonoperating, consisted of \$3,388,481 and \$3,249,766 in 2024 and 2023, respectively, in PELL Grants received and distributed for student financial aid and made up 11.57% of the University's total revenues in FY 2024. Federal HEERF Grants were fully closed in FY 2023.

**GLENVILLE STATE UNIVERSITY  
MANAGEMENTS' DISCUSSION AND ANALYSIS  
(UNAUDITED)  
YEARS ENDED JUNE 30, 2024 AND 2023**

- State appropriation revenues amounted to \$7,071,783 and \$6,768,535, 24.15% and 21.11% of total revenues in FY 2024 and FY 2023, respectively. These appropriations are used to pay salaries and benefits in support of the operations of the University.

The ratio of actual tuition discounts to gross tuition and fees revenues was 5.36% and 4.27% for FY 2024 and FY 2023, respectively. The reduction in the tuition discounts ratio was mainly due to donations through Foundation to pay for tuition discounts for FY 2024. The presentation of Program Revenues and Scholarship Allowances includes actual scholarship or grant based aid as well as tuition discounts.

2023 Compared to 2022

- Student tuition and fees (net of scholarship and discount allowance) made up 33.40% of the University's operating revenues and 20.56% of total revenues. Tuition and fee revenues decreased \$516,169 between years due primarily to the change in methodology of tuition and waivers for dual enrollment/high school students. In prior years, their tuition was charged at the in-state rate and offset with tuition waivers to reduce the cost to \$25 per credit hour. Starting in FY 2023, the dual enrollment/high school students were charged \$25 per credit hour up front, with no additional tuition waivers.
- Other revenues such as contracts and grants, auxiliary enterprise revenue, and miscellaneous revenues comprised 40.39% and 30.39% of the University's total revenues in FY 2023 and FY 2022, respectively. FY 2023 grant awards included receipts of \$1,109,734 from the US Department of Education, \$994,984 from various West Virginia Agency sponsored scholarship programs, and \$1,020,306 in West Virginia Higher Education scholarship programs. Federal Revenues, nonoperating, consisted of \$3,249,766 and \$3,539,645 in 2023 and 2022, respectively, in PELL Grants received and distributed for student financial aid and made up 10.13% of the University's total revenues in FY 2023. Federal HEERF Grants decreased to \$2,102,258 in FY 2023.
- State appropriation revenues amounted to \$6,768,535 and \$6,350,238, 21.11% and 20.78% of total revenues in FY 2023 and FY 2022, respectively. These appropriations are used to pay salaries and benefits in support of the operations of the University.
- The ratio of actual tuition discounts to gross tuition and fees revenues was 4.27% and 20.3% for FY 2023 and FY 2022, respectively. The reduction in the tuition discounts ratio was mainly due to a donation of \$1.2 million through the GSU Foundation to pay for tuition discounts for FY 2023. The presentation of Program Revenues and Scholarship Allowances includes actual scholarship or grant based aid as well as tuition discounts.

**GLENVILLE STATE UNIVERSITY  
MANAGEMENTS' DISCUSSION AND ANALYSIS  
(UNAUDITED)  
YEARS ENDED JUNE 30, 2024 AND 2023**

*Expenses*

The operating expenses of the University by natural classification are as follows:

**OPERATING EXPENSES  
YEARS ENDED JUNE 30, 2024, 2023 AND 2022**

	2024	2023	2022
Salaries and Wages	\$ 12,762,811	\$ 11,838,839	\$ 11,030,544
Benefits	2,329,761	1,570,218	1,136,647
Supplies and Other Services	9,137,884	7,375,469	5,949,656
Utilities	1,351,485	1,265,524	1,439,026
Student Financial Aid - Scholarships and Fellowships	1,964,728	5,809,058	6,037,558
Depreciation and Amortization	3,000,846	2,790,886	2,541,101
Miscellaneous, Net	-	63,550	116,922
	<b>\$ 30,547,515</b>	<b>\$ 30,713,544</b>	<b>\$ 28,251,454</b>

2024 Compared to 2023

- Salaries and wages, and employee benefits made up 41.8% and 43.7% of the operating expenses of the University in FY 2024 and FY 2023, respectively.
- Utility costs made up 4.4% and 4.1% of operating expenses for FY 2024 and FY 2023.
- Scholarship expenses decreased \$3,844,330 or 67% from FY 2023. They represented 6.4% and 18.9% of the total operating expenses in FY 2024 and FY 2023, respectively.
- Nonoperating expenses consisted only of interest on indebtedness and fees assessed by the commission for debt service.

2023 Compared to 2022

- Salaries and wages, and employee benefits made up 43.7% and 43.1% of the operating expenses of the University in FY 2023 and FY 2022, respectively.
- Utility costs made up 4.1% and 5.1% of operating expenses for FY 2023 and FY 2022.
- Scholarship expenses decreased \$198,954 or 3.3% from FY 2022. They represented 18.9% and 21.37% of the total operating expenses in FY 2023 and FY 2022, respectively.
- Nonoperating expenses consisted only of interest on indebtedness and fees assessed by the commission for debt service.



**GLENVILLE STATE UNIVERSITY  
MANAGEMENTS' DISCUSSION AND ANALYSIS  
(UNAUDITED)  
YEARS ENDED JUNE 30, 2024 AND 2023**

**Cash Flows**

The Statements of Cash Flows presents detailed information about the cash activities of the University during the year. These statements assist the users in analyzing the University's ability to generate net cash flows, meet obligations as they come due, and determining its need for external financing.

The Statements of Cash Flows is divided into five parts:

- 1) *Cash flows from operating activities.* This section shows the net cash used by the operating activities of the University.
- 2) *Cash flows from noncapital financing activities.* This section reflects the cash received and paid for nonoperating, noninvesting, and noncapital financing purposes.
- 3) *Cash flows from capital financing activities.* This section includes cash used for the acquisition and construction of capital and related items.
- 4) *Cash flows from investing activities.* This section shows the purchases, proceeds, and interest received from investing activities.
- 5) *Reconciliation of net operating loss to net cash used in operating activities.* This part provides a schedule that reconciles the accrual-based operating income or loss and net cash flow used in operating activities to the operating loss reflected in the SRECNP.

**CONDENSED SCHEDULES OF CASH FLOWS  
YEARS ENDED JUNE 30, 2024, 2023 AND 2022**

	2024	2023	2022
Cash Provided (Used) by:			
Operating Activities	\$ (3,925,639)	\$ (12,377,447)	\$ (7,248,318)
Noncapital Financing Activities	10,460,264	12,120,559	14,784,469
Capital Financing Activities	(5,449,856)	(3,596,476)	(3,857,334)
Investing Activities	156,493	405,710	7,253
Increase (Decrease) in Cash and Cash Equivalents	1,241,262	(3,447,654)	3,686,070
Cash and Cash Equivalents - Beginning of Year	1,536,640	4,984,294	1,298,224
Cash and Cash Equivalents - End of Year	\$ 2,777,902	\$ 1,536,640	\$ 4,984,294

**Capital Asset and Debt Administration**

The University had capital asset additions of \$1,428,578, \$3,250,851 and \$2,198,375 for the years ended June 30, 2024, 2023 and 2022, respectively

**GLENVILLE STATE UNIVERSITY  
MANAGEMENTS' DISCUSSION AND ANALYSIS  
(UNAUDITED)  
YEARS ENDED JUNE 30, 2024 AND 2023**

**Economic Outlook**

Glenville State University remains committed to executing initiatives and a strategic plan aimed at institutional growth and financial improvement. This mission has been actively pursued throughout Fiscal Year 2024 and continues into the current Fiscal Year 2025, despite the numerous challenges facing higher education. These challenges include a declining population in West Virginia, particularly in the north-central region where GSU is located, decreasing college enrollment rates among high school graduates, significant inflationary pressures and static funding over several years, and difficulties in recruiting and retaining faculty and staff.

Despite these obstacles, GSU continues to meet the heightened expectations of its mission by providing higher education opportunities to first-generation, needs-based, and rural students from Central West Virginia and beyond. The University is determined to address current and past economic challenges through operational efficiencies, savings from bond refinancing, proactively seeking additional funding sources, increasing student enrollment from diverse and expanding populations, and expanding curriculum offerings. These efforts underscore GSU's dedication to its mission and its resilience in the face of adversity.

Glenville's expectations for FY 2025 and beyond are based on:

- The University has a competent, stable leadership team:
  1. President Dr. Mark A. Manchin continues his tenure that began over two years ago. His leadership and innovative energy serve as a catalyst for the overall execution of the University's mission. Dr. Manchin's 40+ years of experience in West Virginia education and government has proven to be an asset to the University. Under his guidance, the University is executing further expansion initiatives.
  2. GSU continues to maintain a stable executive leadership team comprised of highly experienced personnel.
- Several changes have been made in the past year, or are underway, that improve the University's appeal to our current and prospective students as well as serving to positively impact our fiscal situation:
  1. Inflationary pressures continued to persist and the implementation of tuition increases became a necessity. To address this, GSU has chosen to spread an overall increase over multiple years. As such, the University implemented a 2% increase in overall Tuition and Fees in Fiscal Year 2023. Subsequent increases will include a 4% increase in FY24, followed by a 2% increase in FY25 culminating in an overall increase of approximately 8% spread over three years. GSU believes this plan responsibly addresses the situation and will bolster revenues while continuing to be respectful to the financial challenges experienced by our students.
  2. With nearly \$12 million in deferred maintenance funds allocated by the state of West Virginia, GSU is actively undertaking significant infrastructure upgrades. These major improvements will transform the campus over the next two years.
  3. In July, 2021, the University renewed its food services contract with Aramark. Among other things, this contract provided various discretionary and incentive funds to the University which are being used to fund scholarships, supplement various budgets, and benefit the bottom line. Additionally, Aramark has executed upon a substantial commitment to invest in capital improvements in the food service facilities. These improvements include the addition of a "We Proudly Serve" Starbucks coffee shop

**GLENVILLE STATE UNIVERSITY  
MANAGEMENTS' DISCUSSION AND ANALYSIS  
(UNAUDITED)  
YEARS ENDED JUNE 30, 2024 AND 2023**

which opened in August and is serving the overall campus community. The other capital improvement is a major renovation of the food service facilities in the Mollohan Center. This includes: a re-design of the Rusty Musket café; the addition of a “Freshens” franchise; a self-serve, convenience store; and a major re-design of the Mollohan’s cafeteria. Those physical changes occurred through the Summer and are now in full operation. As a result, GSU’s overall food service facilities are now immensely improved, modern, and have been well received by our students and the campus community. GSU expects these facility improvements to be largely beneficial to our recruiting efforts as they present an appeal to our prospective students.

4. In FY2022, the University formalized a Memorandum of Understanding (MOU) with Marshall University, establishing a partnership that introduced a four-year Nursing Program on our campus. This program includes a first-year pre-nursing curriculum, enabling students to transition into Marshall’s BSN program starting in their second year. Since Fall 2022, over 120 pre-nursing students have enrolled in the program. Students who do not meet the acceptance criteria will have the option to pursue alternative Health Sciences degrees at GSU. The ten-year MOU allows GSU time to achieve its own Nursing accreditation. Additionally, Marshall University provides upfront financial coverage for the program’s operational costs, which GSU will repay through an annual subsidy.
5. In conjunction with the Nursing program, GSU successfully secured approximately \$2.1 million in funds from the Governor’s Office and HEPC in April 2022. These funds were utilized to enhance the Nursing program throughout Fiscal Year 2023. Additionally, in late FY23, GSU received an additional \$1.6 million grant from the Governor’s Office.
6. Significant investments have been made in various areas related to the Nursing program, including the acquisition of equipment to improve simulation and lab experiences, upgrades to classrooms and conference rooms to facilitate remote consultations and interactions between Marshall and GSU campuses, and enhancements to on-campus facilities to benefit Nursing students’ campus life and study experience. Renovations were also made to dorm rooms in Pickens Hall, where most Nursing students will reside.
7. With the establishment of the new College of Health Sciences on campus and the development of the College of Health Sciences center at the Waco, set to open in Fall 2024, GSU has made substantial advancements in health sciences education. GSU plans to apply for additional funding to further develop the Nursing and Health Sciences programs. As mentioned above, the University is actively proceeding with planning steps to relocate our pre-Nursing and health and human performance programs to other recently renovated physical space at the Waco and on the main campus. This will provide the foundational physical facility necessary to establish a “College of Health Sciences” consistent with our five-year strategic plan.
8. The University has successfully completed the implementation of four Graduate Programs, two in Education, one in Business an MBA, and one in Criminal Justice. The combined Graduate Programs have increased enrollment year-over-year with the Fall of 24 accounting for over 72 students. Future graduate programs are well under way including a counseling psychology degree.

**GLENVILLE STATE UNIVERSITY  
MANAGEMENTS' DISCUSSION AND ANALYSIS  
(UNAUDITED)  
YEARS ENDED JUNE 30, 2024 AND 2023**

9. In FY24, numerous academic-related initiatives and memoranda of understanding (MOUs) were established, in addition to those previously mentioned. These efforts are expected to strengthen partnerships and boost enrollments. Key initiatives include A Facilities Initiative Pilot with the West Virginia Higher Education Policy Commission (WVHEPC). A memorandum of affiliation with Community Care of West Virginia. The West Virginia State Police Law Enforcement Training and Articulation and Academic Credit Agreement. Graduate-level coursework in Autism, and others. These additions reflect GSU's commitment to expanding educational opportunities and fostering collaborative relationships.
10. Given GSU's longstanding history as an education institution, Clark Hall, a prominent building on campus, was remodeled and designated as the central hub for the College of Education.
- In the current Fiscal Year 2024, Glenville State University continues to make further progress in reducing our Tuition Discounting rate, consistent with our strategic plan. Enabling these improvements have been: continued increases from the GSU Foundation to offset student aid previously classified as waivers; funds provided through the aforementioned Nursing funding were directly deployed to those students as year one scholarships; and, a generous donation has provided approximately \$1.6 Million which is being deployed directly to the funding of previous waiver classified student aid. GSU expects these initiatives to continue going forward as GSU executes on further strategies to reduce our overall tuition discounting rates.
  - GSU continues to maintain heightened attention to Federal, State, and Private Foundation grants that are available to institutions such as ours. Funding available through grants has been significantly beneficial to GSU in the past, and this continues to be a cornerstone of the Institution's efforts to bolster its fiscal well-being and to fund specific, purpose-driven objectives. GSU now has on staff a full-time Director of Grants Compliance, along with certain other positions fully or partially funded through grants.
  - The University continues to benefit from the Foundation which holds and safeguards the endowment and other monetary assets contributed to it over the years from our numerous Alumni, benefactors, and parties having significant interest in the viability of the institution. The Foundation's benefit to the institution was significantly bolstered in FY2024 through a near-record level of contributions received. As highlighted earlier, the Foundation has already implemented significant increases in scholarship support to our students. The University also benefits from a formal, standing line of credit from the Foundation which is available at any time necessary, especially during the cyclical times of the academic year where cash inflows are often stagnant
  - The University continues to benefit from the bond refinancing executed in September 2017. This refinancing has established a favorable long-term debt structure with an advantageous fixed interest rate, as detailed in footnote 7. This streamlined financial arrangement provides stability for the University and enhances overall cash flows.

Overall, the future and outlook of the University appear optimistic and encouraging. An experienced leadership team, fiscal conservancy, strategic growth initiatives, and an enrollment and retention-driven strategy all bode well for FY 2025 and beyond.

**GLENVILLE STATE UNIVERSITY  
MANAGEMENTS' DISCUSSION AND ANALYSIS  
(UNAUDITED)  
YEARS ENDED JUNE 30, 2024 AND 2023**

**Requests for Information**

Requests for information, including questions concerning any of the information provided in this report or requests for additional financial information should be addressed to:

Timothy Henline  
Chief Financial Officer  
Glenville State University  
200 High Street  
Glenville, West Virginia 26351  
[timothy.henline@glenville.edu](mailto:timothy.henline@glenville.edu)

**GLENVILLE STATE UNIVERSITY  
STATEMENTS OF NET POSITION  
JUNE 30, 2024 AND 2023**

	2024	2023
<b>ASSETS</b>		
Current Assets:		
Cash and Cash Equivalents	\$ 2,777,902	\$ 1,536,640
Accounts Receivable, Net	1,177,150	1,794,600
Lease Receivable, Current Portion	476,622	389,119
Total Current Assets	4,431,674	3,720,359
Noncurrent Assets:		
Cash and Cash Equivalents	4,027,502	2,558,735
Accounts Receivable, Net of Current Portion	22,419	35,531
Lease Receivable, Net of Current Portion	739,315	1,215,937
Net Other Postemployment Benefit Asset	259,225	-
Capital Assets, Net	71,998,652	73,427,230
Total Noncurrent Assets	77,047,113	77,237,433
Total Assets	81,478,787	80,957,792
<b>DEFERRED OUTFLOWS OF RESOURCES</b>		
Deferred Loss on Refunding	223,787	238,461
Related to Pension Plans	13,101	77,624
Related to OPEB	92,249	239,567
Total Deferred Outflows of Resources	329,137	555,652
Total Assets and Deferred Outflows of Resources	\$ 81,807,924	\$ 81,513,444

See accompanying Notes to Financial Statements.

**GLENVILLE STATE UNIVERSITY**  
**STATEMENTS OF NET POSITION (CONTINUED)**  
**JUNE 30, 2024 AND 2023**

**LIABILITIES**

Current Liabilities:

Accounts Payable	\$ 1,155,485	\$ 633,114
Accrued Liabilities	1,383,614	1,364,596
Compensated Absences	748,173	733,970
Unearned Revenue, Current Portion	3,514,672	352,730
Bonds and Notes Payable, Current Portion	1,155,078	1,117,956
HEPC Debt Payable, Current Portion	76,891	72,900
Total Current Liabilities	<u>8,033,913</u>	<u>4,275,266</u>

Noncurrent Liabilities:

Unearned Revenue	1,200,000	1,300,000
Net Other Postemployment Benefits Liability	-	65,619
Net Pension Liability	136,014	383,804
Bonds, Notes and HEPC Debt Payable	33,206,464	34,430,096
Total Noncurrent Liabilities	<u>34,542,478</u>	<u>36,179,519</u>

Total Liabilities	42,576,391	40,454,785
-------------------	------------	------------

**DEFERRED INFLOWS OF RESOURCES**

Related to Pension Plans	303,103	295,831
Related to OPEB	387,771	870,266
Related to Leases	963,541	1,391,782
Total Deferred Inflows of Resources	<u>1,654,415</u>	<u>2,557,879</u>

Total Liabilities and Deferred Inflows of Resources	44,230,806	43,012,664
---	------------	------------

**NET POSITION**

Net Investment In Capital Assets	37,480,791	37,806,277
Restricted for:		
Loans	40,948	40,699
Capital Projects	1,192,231	94,571
Other Postemployment Benefit	259,225	-
Debt Service	2,503,775	2,464,164
Total Restricted	<u>3,996,179</u>	<u>2,599,434</u>
Unrestricted	<u>(3,899,852)</u>	<u>(1,904,931)</u>
Total Net Position	<u>37,577,118</u>	<u>38,500,780</u>

Total Liabilities, Deferred Inflows of Resources and Net Position	<u>\$ 81,807,924</u>	<u>\$ 81,513,444</u>
---	----------------------	----------------------

See accompanying Notes to Financial Statements.

**GLENVILLE STATE UNIVERSITY**  
**STATEMENTS OF REVENUES, EXPENSES, AND CHANGES IN NET POSITION**  
**YEARS ENDED JUNE 30, 2024 AND 2023**

	2024	2023
<b>OPERATING REVENUES</b>		
Student Tuition and Fees, Net of Scholarship Allowance of \$5,091,091 for 2024 and \$4,152,949 for 2023	\$ 6,149,110	6,592,474
Contracts and Grants:		
Federal	755,315	1,109,734
State	4,002,517	2,015,290
Private	1,245,996	1,009,441
Sales and Services of Educational Activities	26,585	214,999
Auxiliary Enterprise Revenue, Net of Scholarship Allowance of \$2,995,879 for 2024 and \$2,439,033 for 2023	4,063,109	3,943,402
Miscellaneous Revenue	4,379,885	4,853,582
Total Operating Revenues	20,622,517	19,738,922
<b>OPERATING EXPENSES</b>		
Salaries and Wages	12,762,811	11,838,839
Benefits	2,329,761	1,570,218
Supplies and Other Services	9,137,884	7,375,469
Utilities	1,351,485	1,265,524
Student Financial Aid - Scholarships and Fellowships	1,964,728	5,809,058
Depreciation and Amortization	3,000,846	2,790,886
Miscellaneous, Net	-	63,550
Total Operating Expenses	30,547,515	30,713,544
<b>NET OPERATING LOSS</b>	(9,924,998)	(10,974,622)
<b>NONOPERATING REVENUES (EXPENSES)</b>		
State Appropriations	7,071,783	6,768,535
Federal Pell Grants	3,388,481	3,249,766
Federal HEERF Grants	-	2,102,258
Investment Income	156,493	405,710
Interest on Indebtedness	(1,651,967)	(1,728,131)
Fees Assessed by HEPC for Debt Service	(98,141)	(28,925)
Nonoperating Revenues, Net	8,866,649	10,769,213
<b>INCOME (LOSS) BEFORE OTHER REVENUES, EXPENSES, GAINS, OR LOSSES</b>	(1,058,349)	(205,409)
Gifts and Capital Payments on Behalf of the University	134,687	1,163,578
<b>CHANGE IN NET POSITION</b>	(923,662)	958,169
Net Position - Beginning of Year	38,500,780	37,542,611
<b>NET POSITION - END OF YEAR</b>	\$ 37,577,118	\$ 38,500,780

See accompanying Notes to Financial Statements.



**GLENVILLE STATE UNIVERSITY  
STATEMENTS OF CASH FLOWS  
YEARS ENDED JUNE 30, 2024 AND 2023**

	2024	2023
<b>CASH FLOWS FROM OPERATING ACTIVITIES</b>		
Student Tuition and Fees	\$ 5,970,708	\$ 8,492,271
Contracts and Grants	9,065,770	140,535
Payments to and on Behalf of Employees	(15,867,581)	(16,666,186)
Payments to Suppliers	(8,615,513)	(7,735,377)
Payments to Utilities	(1,351,485)	(1,265,524)
Payments for Scholarships and Fellowships	(1,964,728)	(5,809,058)
Collection of Loans to Students	-	1,001
Sales and Service of Educational Activities	(401,656)	1,599,550
Auxiliary Enterprise Charges	4,063,109	3,943,402
Other Receipts and Payments, Net	5,175,737	4,921,939
William D. Ford Direct Lending Receipts	4,030,790	4,142,177
William D. Ford Direct Lending Payments	(4,030,790)	(4,142,177)
Net Cash Used by Operating Activities	(3,925,639)	(12,377,447)
<b>CASH FLOWS FROM NONCAPITAL FINANCING ACTIVITIES</b>		
State Appropriations	7,071,783	6,768,535
Federal Pell Grants	3,388,481	3,249,766
Federal HEERF Grants	-	2,102,258
Net Cash Provided by Noncapital Financing Activities	10,460,264	12,120,559
<b>CASH FLOWS FROM CAPITAL FINANCING ACTIVITIES</b>		
Purchases of Capital Assets	(1,437,581)	(1,956,316)
Debt Service Paid to Commission	(98,141)	(199,219)
Principal Paid on Bonds and Notes Payable	(1,182,519)	(1,023,092)
Interest Paid on Bonds and Notes Payable	(1,651,967)	(1,728,131)
Increase (Decrease) in Noncurrent Cash and Cash Equivalents	(1,468,767)	995,829
Lease Payments Received	389,119	314,453
Net Cash Used by Capital Financing Activities	(5,449,856)	(3,596,476)
<b>CASH FLOWS FROM INVESTING ACTIVITIES</b>		
Net Cash Provided by Investing Activities	156,493	405,710
<b>INCREASE (DECREASE) IN CASH AND CASH EQUIVALENTS</b>	1,241,262	(3,447,654)
Cash and Cash Equivalents - Beginning of Year	1,536,640	4,984,294
<b>CASH AND CASH EQUIVALENTS - END OF YEAR</b>	\$ 2,777,902	\$ 1,536,640

See accompanying Notes to Financial Statements.

**GLENVILLE STATE UNIVERSITY  
STATEMENTS OF CASH FLOWS (CONTINUED)  
YEARS ENDED JUNE 30, 2024 AND 2023**

	2024	2023
<b>RECONCILIATION OF NET OPERATING LOSS TO NET CASH USED BY OPERATING ACTIVITIES</b>		
Net Operating Loss	\$ (9,924,998)	\$ (10,974,622)
Adjustments to Reconcile Net Operating Loss to Net Cash Used by Operating Activities:		
Depreciation and Amortization	3,000,846	2,790,886
Loss on Disposal of Assets		-
Payments on Behalf - Special Funding Pension and OPEB	-	(130,957)
Changes in Assets and Liabilities:		
Accounts Receivable, Net	630,562	(711,890)
Loans to Students, Net	-	1,001
Deferred Inflows of Resources - Leases	(428,241)	1,391,782
Accounts Payable	522,371	(359,908)
Accrued Liabilities and Due to HEPC	33,692	(381,902)
Defined Benefit Pension Plan	(175,995)	(3,024,775)
OPEB	(660,021)	120,185
Compensated Absences	14,203	22,220
Unearned Revenue	3,061,942	(1,119,467)
Net Cash Used by Operating Activities	\$ (3,925,639)	\$ (12,377,447)
 <b>SUPPLEMENTAL DISCLOSURES OF CASH FLOW INFORMATION</b>		
Capital Expenses Paid on Behalf of University	\$ 134,687	\$ 1,294,535
Accretion of bond discount into bonds payable	\$ 8,337	\$ 7,959

See accompanying Notes to Financial Statements.

**GLENVILLE STATE UNIVERSITY FOUNDATION, INC.**  
**A COMPONENT UNIT OF GLENVILLE STATE UNIVERSITY**  
**STATEMENTS OF FINANCIAL POSITION**  
**JUNE 30, 2024 AND 2023**

	2024	2023
<b>ASSETS</b>		
<b>CURRENT ASSETS</b>		
Cash and Cash Equivalents	\$ 189,784	\$ 249,178
Investments, at Fair Value	23,951,646	19,912,344
Related Party Receivables	-	98,474
Total Current Assets	24,141,430	20,259,996
<b>FIXED ASSETS, NET</b>	3,674,025	3,041,055
<b>OTHER ASSETS</b>		
Bequests and Contributions Receivable	1,164,259	1,137,559
Land and Other Assets Held for Investment	291,031	291,031
Total Other Assets	1,455,290	1,428,590
Total Assets	\$ 29,270,745	\$ 24,729,641
<b>LIABILITIES AND NET ASSETS</b>		
<b>LIABILITIES</b>		
Current Liabilities:		
Accounts Payable	\$ 350,539	\$ 160,707
Deferred Revenue	17,642	17,642
Organization Funds Held for Others	59,535	50,180
Current Portion of Loan Payable	2,714,420	2,807,629
Total Current Liabilities	3,142,136	3,036,158
<b>NET ASSETS</b>		
Without Donor Restrictions	1,605,615	1,275,845
With Donor Restrictions	24,522,994	20,417,638
Total Net Assets	26,128,609	21,693,483
Total Liabilities and Net Assets	\$ 29,270,745	\$ 24,729,641

See accompanying Notes to Financial Statements.

**GLENVILLE STATE UNIVERSITY FOUNDATION, INC.**  
**A COMPONENT UNIT OF GLENVILLE STATE UNIVERSITY**  
**STATEMENT OF ACTIVITIES**  
**YEAR ENDED JUNE 30, 2024**

	<u>Without Donor Restrictions</u>	<u>With Donor Restrictions</u>	<u>Total</u>
<b>REVENUES AND OTHER SUPPORT</b>			
Bequests and Contributions	\$ 312,653	\$ 3,953,297	\$ 4,265,950
Investment Income	558,843	539,921	1,098,764
Contributions In-Kind	3,998	-	3,998
Realized and Unrealized Gains on Investments	144,767	1,942,184	2,086,951
Increase In Cash Surrender Value	-	26,700	26,700
Rental Income	211,704	-	211,704
Net Assets Released from Restrictions:			
Purpose Restrictions Accomplished	2,356,746	(2,356,746)	-
Total Revenues and Other Support	<u>3,588,711</u>	<u>4,105,356</u>	<u>7,694,067</u>
<b>EXPENSES</b>			
Expenditures for Benefit of Glenville State University	1,535,907	-	1,535,907
Scholarships	904,545	-	904,545
Salaries and Wages	212,697	-	212,697
Legal, Consulting, and Accounting	18,250	-	18,250
Investment Management Fee	139,353	-	139,353
Miscellaneous	29,712	-	29,712
Promotions and Publications	40,692	-	40,692
Office Expense	5,463	-	5,463
Travel and Advancement	23,858	-	23,858
Memberships and Subscriptions	160	-	160
Insurance	27,200	-	27,200
Interest Expense	89,752	-	89,752
Depreciation	159,347	-	159,347
Meals and Meetings	-	-	-
Annual Fund Expense	9,711	-	9,711
Alumni Expenses	9,294	-	9,294
Database Management	53,000	-	53,000
Total Expenses	<u>3,258,941</u>	<u>-</u>	<u>3,258,941</u>
<b>CHANGE IN NET ASSETS</b>	329,770	4,105,356	4,435,126
Net Assets - Beginning of Year	<u>1,275,845</u>	<u>20,417,638</u>	<u>21,693,483</u>
<b>NET ASSETS - END OF YEAR</b>	<u>\$ 1,605,615</u>	<u>\$ 24,522,994</u>	<u>\$ 26,128,609</u>

See accompanying Notes to Financial Statements.

**GLENVILLE STATE UNIVERSITY FOUNDATION, INC.**  
**A COMPONENT UNIT OF GLENVILLE STATE UNIVERSITY**  
**STATEMENT OF ACTIVITIES**  
**YEAR ENDED JUNE 30, 2023**

	<u>Without Donor Restrictions</u>	<u>With Donor Restrictions</u>	<u>Total</u>
<b>REVENUES AND OTHER SUPPORT</b>			
Bequests and Contributions	\$ 610,889	\$ 3,893,270	\$ 4,504,159
Investment Income	231,556	443,657	675,213
Contributions In-Kind	332,707	-	332,707
Realized and Unrealized Gains on Investments	107,969	1,278,900	1,386,869
Increase In Cash Surrender Value	-	22,246	22,246
Rental Income	212,233	-	212,233
Net Assets Released from Restrictions: Purpose Restrictions Accomplished	3,271,650	(3,271,650)	-
Total Revenues and Other Support	4,767,004	2,366,423	7,133,427
<b>EXPENSES</b>			
Expenditures for Benefit of Glenville State University	3,121,529	-	3,121,529
Scholarships	726,001	-	726,001
Salaries and Wages	173,988	-	173,988
Legal, Consulting, and Accounting	17,850	-	17,850
Investment Management Fee	120,338	-	120,338
Miscellaneous	24,041	-	24,041
Promotions and Publications	35,130	-	35,130
Office Expense	3,908	-	3,908
Travel and Advancement	22,857	-	22,857
Memberships and Subscriptions	160	-	160
Insurance	20,255	-	20,255
Interest Expense	92,228	-	92,228
Depreciation	151,012	-	151,012
Meals and Meetings	400	-	400
Annual Fund Expense	7,758	-	7,758
Alumni Expenses	8,702	-	8,702
Database Management	38,667	-	38,667
Total Expenses	4,564,824	-	4,564,824
<b>CHANGE IN NET ASSETS</b>	202,180	2,366,423	2,568,603
Net Assets - Beginning of Year	1,073,665	18,051,215	19,124,880
<b>NET ASSETS - END OF YEAR</b>	\$ 1,275,845	\$ 20,417,638	\$ 21,693,483

See accompanying Notes to Financial Statements.

**GLENVILLE STATE UNIVERSITY  
NOTES TO FINANCIAL STATEMENTS  
JUNE 30, 2024 AND 2023**

**NOTE 1 ORGANIZATION**

Glenville State University (the University) is governed by the Glenville State University Board of Governors (the Board). The Board was established by Senate Bill 653 (S.B. 653).

Powers and duties of the Board include, but are not limited to, the power to determine, control, supervise, and manage the financial, business, and educational policies and affairs of the institution under its jurisdiction, the duty to develop a master plan for the institution, the power to prescribe the specific functions and institution's budget request, the duty to review at least every five years all academic programs offered at the institution, and the power to fix tuition and other fees for the different classes or categories of students enrolled at its institution.

S.B. 653 also created the West Virginia Higher Education Policy Commission (HEPC or the "Commission") which is responsible for developing, gaining consensus around and overseeing the implementation and development of a higher education public policy agenda.

As a requirement of Governmental Accounting Standards Board standards (GASB), the University has included information from the Glenville State University Foundation, Inc. (the Foundation).

Although the University benefits from the activities of the Foundation, the Foundation is independent of the University in all respects. The Foundation is not directly or indirectly controlled by the University. The Foundation has its own separate, independent Board of Directors. Moreover, the assets of the Foundation are the exclusive property of the Foundation and do not belong to the University. The University is not accountable for, and does not have ownership of, any of the financial and capital resources of the Foundation. The University does not have the power or authority to mortgage, pledge, or encumber the assets of the Foundation. The Board of Directors of the Foundation is entitled to make all decisions regarding the business and affairs of the Foundation, including, without limitation, distributions made to the University. Under state law, neither the principal nor income generated by the assets of the Foundation can be taken into consideration in determining the amount of state-appropriated funds allocated to the University. Third parties dealing with the University, the Board, and the state of West Virginia (or any agency thereof) should not rely upon the financial statements of the Foundation for any purpose without consideration of all the foregoing conditions and limitations.

**NOTE 2 SUMMARY OF SIGNIFICANT ACCOUNTING POLICIES**

The financial statements of the University have been prepared in accordance with accounting principles generally accepted in the United States of America as prescribed by GASB. The financial statement presentation required by GASB provide a comprehensive, entity-wide perspective of the University's assets, liabilities, net position, revenues, expenses, changes in net position, and cash flows.

**GLENVILLE STATE UNIVERSITY  
NOTES TO FINANCIAL STATEMENTS  
JUNE 30, 2024 AND 2023**

**NOTE 2 SUMMARY OF SIGNIFICANT ACCOUNTING POLICIES (CONTINUED)**

**Reporting Entity**

The University is a blended component unit of the West Virginia Higher Education Fund and represents separate funds of the state of West Virginia that are not included in the state's general fund. The University is a separate entity which, along with all state institutions of higher education, the Commission, and West Virginia Council for Community and Technical College Education, form the Higher Education Fund of the state. The Higher Education Fund is considered a component unit of the state, and its financial statements are discretely presented in the state's annual comprehensive financial report.

The accompanying financial statements present all funds under the authority of the University, including its blended component units, Glenville State University Research Corporation (the Research Corporation), which was formed on December 10, 1990, as a nonprofit, nonstock corporation and Glenville State University Housing Corporation (the Housing Corporation), which received tax-exempt status on June 11, 1973, as a nonprofit corporation. The basic criterion for inclusion in the accompanying financial statements is the exercise of oversight responsibility derived from the University's ability to significantly influence operations and accountability for fiscal matters of related entities.

The audited financial statements of the Foundation are presented here as a discrete component unit with the University's financial statements in accordance with GASB. The Foundation is a separate, private, nonprofit organization that reports under FASB standards. As such, certain revenue recognition criteria and presentation features are different from GASB revenue recognition criteria and presentation features. No modifications have been made to the audited financial information as they are presented herein.

**Financial Statement Presentation**

GASB establishes standards for external financial reporting for public colleges and universities and requires that financial statements be presented on a basis to focus on the University as a whole. The components of net position are classified into four categories according to external donor restrictions or availability of assets for satisfaction of University obligations. The University's components of net position are classified as follows:

**Net Investment in Capital Assets**

This represents the University's total investment in capital assets, net of depreciation and outstanding debt obligations related to those capital assets. To the extent debt has been incurred but not yet expended for capital assets, such amounts are not included as a component of net investment in capital assets, net of related debt.

**GLENVILLE STATE UNIVERSITY  
NOTES TO FINANCIAL STATEMENTS  
JUNE 30, 2024 AND 2023**

**NOTE 2 SUMMARY OF SIGNIFICANT ACCOUNTING POLICIES (CONTINUED)**

**Financial Statement Presentation (Continued)**

Restricted – Expendable

This includes resources in which the University is legally or contractually obligated to spend resources in accordance with restrictions imposed by external third parties.

The West Virginia State Legislature, as a regulatory body outside the reporting entity, has restricted the use of certain funds by Article 10, *Fees and Other Money Collected at State Institutions of Higher Education*, of the West Virginia State Code. House Bill 101 passed in March 2004 simplified the tuition and fee structure and removed the restrictions but included designations associated with auxiliary and capital items. These activities are fundamental to the normal ongoing operations of the University. These restrictions are subject to change by future actions of the West Virginia State Legislature.

Restricted – Nonexpendable

This includes endowment and similar type funds in which donors or other outside sources have stipulated, as a condition of the gift instrument, that the principal is to be maintained inviolate and in perpetuity, and invested for the purpose of producing present and future income, which may either be expended or added to principal. The University does not have any restricted nonexpendable components of net position at either June 30, 2024 or 2023.

Unrestricted

This represents resources derived from student tuition and fees, state appropriations and sales and services of educational activities. These resources are used for transactions relating to the educational and general operations of the University, and may be used at the discretion of the Board of Governors to meet current expenses for any purpose. These resources also include auxiliary enterprises, which are substantially self-supporting activities that provide services for students, faculty and staff.

Basis of Accounting

For financial reporting purposes, the University is considered a special-purpose government engaged only in business-type activities. Accordingly, the University's financial statements have been prepared on the accrual basis of accounting with a flow of economic resources measurement focus. Revenues are reported when earned and expenditures when materials or services are received. All intercompany accounts and transactions have been eliminated.

Cash and Cash Equivalents

For purposes of the statements of net position, the University considers all highly liquid investments with an original maturity of three months or less to be cash equivalents.



**GLENVILLE STATE UNIVERSITY  
NOTES TO FINANCIAL STATEMENTS  
JUNE 30, 2024 AND 2023**

**NOTE 2 SUMMARY OF SIGNIFICANT ACCOUNTING POLICIES (CONTINUED)**

**Financial Statement Presentation (Continued)**

**Cash and Cash Equivalents (Continued)**

Cash and cash equivalents balances on deposit with the State of West Virginia Treasurer's Office (the State Treasurer) are pooled by the State Treasurer with other available funds of the State for investment purposes by the West Virginia Board of Treasury Investments (BTI). These funds are transferred to the BTI, which is directed by the State Treasurer to invest the funds in specific external investment pools in accordance with West Virginia Code, policies set by the BTI, provisions of bond indentures, and the trust agreements when applicable. Balances in the investment pools are recorded at fair value or amortized cost, which approximates fair value. Fair value is determined by a third-party pricing service based on asset portfolio pricing models and other sources in accordance with GASB. The BTI was established by the State Legislature and is subject to oversight by the State Legislature. Fair value and investment income are allocated to participants in the pools based upon the funds that have been invested. The amounts on deposit are available for immediate withdrawal or on the first day of each month for the WV Short Term Bond Pool and, accordingly, are presented as cash and cash equivalents in the accompanying financial statements.

The BTI maintains the Consolidated Fund investment fund, which consists of eight investment pools and participant-directed accounts, three of which the Commission may invest in. These pools have been structured as multi-participant variable net asset funds to reduce risk and offer investment liquidity diversification to the Fund participants. Funds not required to meet immediate disbursement needs are invested for longer periods. A more detailed discussion of the BTI's investment operations pool can be found in its annual report. A copy of that annual report can be obtained from the following address: 1900 Kanawha Blvd. East, Room E-122, Charleston, West Virginia 25305, or <http://www.wvbt.com>.

**Allowance for Doubtful Accounts**

It is the University's policy to provide for future losses on uncollectible accounts, contracts, grants and loans receivable based on an evaluation of the underlying balances, the historical collectability experienced by the University on such balances and such other factors which, in the University's judgment, require consideration in estimating doubtful accounts.

**Noncurrent Cash, Cash Equivalents, and Investments**

Cash, cash equivalents, and investments that are: (1) externally restricted to make debt service payments and long-term loans to students, or to maintain sinking or reserve funds, (2) to purchase capital or other noncurrent assets or settle long-term liabilities, or (3) permanently restricted net assets, are classified as noncurrent assets in the accompanying statements of net assets.

**GLENVILLE STATE UNIVERSITY  
NOTES TO FINANCIAL STATEMENTS  
JUNE 30, 2024 AND 2023**

**NOTE 2 SUMMARY OF SIGNIFICANT ACCOUNTING POLICIES (CONTINUED)**

**Financial Statement Presentation (Continued)**

Capital Assets

Capital assets include property, plant, and equipment, books and materials that are part of a catalogued library, and infrastructure assets. Capital assets are stated at cost at the date of acquisition or construction, or acquisition value at the date of donation in the case of gifts. Donated capital assets acquired prior to July 1, 2015, are stated at fair value as of the date of donation. Depreciation is computed using the straight-line method over the estimated useful lives of the assets, generally 20 to 50 years for buildings and infrastructure, 20 years for land improvements, 10 years for nontechnology equipment, and 3 years for furniture and technology equipment. The University's capitalization threshold is \$5,000.

Lease Right to Use Assets and Subscription Based Information Technology Arrangement (SBITA) assets are initially measured as the sum of the present value of payments expected to be made during the contractual term, payments associated with the contract made to the vendor at the commencement of the subscription term, when applicable, and capitalizable implementation costs, less any vendor incentives received from the vendor at the commencement of the term. Lease and SBITA assets are amortized in a systematic and rational manner over the shorter of the contractual term or the useful life of the underlying assets.

Unearned Revenue

Amounts received as deposits or revenues for programs or activities to be conducted primarily in the next fiscal year are classified as unearned revenue.

Net Pension Liability

For purposes of measuring the net pension liability, deferred outflows of resources and deferred inflows of resources related to pensions, and pension expense, information about the fiduciary net position of the West Virginia Teachers' Retirement System (TRS), administered by the West Virginia Consolidated Public Retirement Board (CPRB), and additions to or reductions from the TRS fiduciary net position have been determined on the same basis as they are reported in the TRS financial statements, which can be found at <https://www.wvretirement.com/Publications.html#CAFR>. The plan schedules of TRS are prepared using the accrual basis of accounting and economic resources measurement focus in accordance with U.S. GAAP as prescribed by GASB. Employer contributions are recognized when due and the employer has a legal requirement to provide the contributions. Investments are reported at fair value. Detailed information on investment valuation can be found in the TRS financial statements. Management of TRS has made certain estimates and assumptions relating to employer allocation schedules, and actual results could differ (see Note 13).

**GLENVILLE STATE UNIVERSITY  
NOTES TO FINANCIAL STATEMENTS  
JUNE 30, 2024 AND 2023**

**NOTE 2 SUMMARY OF SIGNIFICANT ACCOUNTING POLICIES (CONTINUED)**

**Financial Statement Presentation (Continued)**

**Compensated Absences and Net Other Postemployment Benefits (OPEB)**

GASB provides for the measurement, recognition, and display of OPEB expenditures, assets, and liabilities, including applicable note disclosures and required supplementary information. During fiscal year 2006, House Bill No. 4654 was established to create a trust fund for postemployment benefits for the state. The University is required to participate in this multiple-employer, cost-sharing plan, the West Virginia Retiree Health Benefit Trust Fund, sponsored by the state of West Virginia. Details regarding this plan and its stand-alone financial statements can be obtained by contacting the West Virginia Public Employees Insurance Agency (PEIA), State Capitol Complex, Building 5, Room 1001, 1900 Kanawha Boulevard, East, Charleston, West Virginia 25305-0710, or [www.peia.wv.gov](http://www.peia.wv.gov).

GASB requires the University to accrue for employees' rights to receive compensation for vacation leave or payments in lieu of accrued vacation or sick leave as such benefits are earned and payment becomes probable. The University's full-time employees earn up to two vacation leave days for each month of service and are entitled to compensation for accumulated, unpaid vacation leave upon termination. Full-time employees also earn 1½ sick leave days for each month of service and are entitled to extend their health or life insurance coverage upon retirement in lieu of accumulated, unpaid sick leave. Generally, two days of accrued sick leave extend health insurance for one month of single coverage, and three days extend health insurance for one month of family coverage. For employees hired after 1988, or who were hired before 1988 but did not choose such coverage until after 1988 but before July 1, 2001, the employee shares in the cost of the extended benefit coverage to the extent of 50% of the premium required for the extended coverage. Employees hired July 1, 2001, or later will not receive sick leave credit toward insurance premiums when they retire. Additionally, all retirees have the option to purchase continued coverage regardless of their eligibility for premium credits. This liability is now provided for under the multiple-employer, cost-sharing plan sponsored by the state.

Certain faculty employees (generally those with less than a 12-month contract) earn a similar extended health or life insurance coverage retirement benefit based on years of service. Generally, 3½ years of teaching service extend health insurance for one year of single coverage, and five years extend health insurance for one year of family coverage. Faculty hired after July 1, 2009, do not receive years of service credit toward insurance premiums when they retire. Employees hired after July 1, 2010, receive no health insurance premium subsidy from the University. Two groups of employees hired after July 1, 2010, will not be required to pay the unsubsidized rate: (1) active employees who were originally hired before July 1, 2010, who have a break in service of fewer than two years after July 1, 2010, and (2) retired employees who retired before July 1, 2010, return to active service after July 1, 2010, and then go back into retirement. In those cases, the original hire date will apply.

**GLENVILLE STATE UNIVERSITY  
NOTES TO FINANCIAL STATEMENTS  
JUNE 30, 2024 AND 2023**

**NOTE 2 SUMMARY OF SIGNIFICANT ACCOUNTING POLICIES (CONTINUED)**

**Financial Statement Presentation (Continued)**

Compensated Absences and Net Other Postemployment Benefits (OPEB) (Continued)

The estimated expense and expense incurred for the vacation leave or OPEB benefits are recorded as a component of benefits expense in the statements of revenues, expenses, and changes in net position.

Deferred Outflows of Resources

Consumption of net assets by the University that is applicable to a future fiscal year is reported as a deferred outflow of resources on the statement of net position. Deferred outflows consist of the deferred loss on refunding, which is accreted over the periods of the refunding bond issue, and deferred outflows of resources related to pension and OPEB plans.

Deferred Inflows of Resources

An acquisition of net assets by the University that is applicable to a future fiscal year is reported as a deferred inflow of resources on the statement of net position. Deferred inflows consist of those related to pension, OPEB plan and leases.

Risk Management

The state's Board of Risk and Insurance Management (BRIM) provides general, property, and casualty coverage to the University and its employees.

BRIM engages an independent actuary to assist in the determination of its premiums so as to minimize the likelihood of premium adjustments to the University or other participants in BRIM's insurance programs. As a result, management does not expect significant differences between the premiums the University is currently charged by BRIM and the ultimate cost of that insurance based on the University's actual loss experience. In the event such differences arise between estimated premiums currently charged by BRIM to the University and the University's ultimate actual loss experience, the difference will be recorded, as the change in estimate becomes known.

In addition, through its participation in the West Virginia Public Employees Insurance Agency (PEIA) and a third-party insurer, the University has obtained health, life, prescription drug coverage, and coverage for job-related injuries for its employees. In exchange for payment of premiums to PEIA and the third-party insurer, the University has transferred its risks related to health, life, prescription drug coverage, and job-related injuries.

Classification of Revenues

The University has classified its revenues according to the following criteria:

**GLENVILLE STATE UNIVERSITY  
NOTES TO FINANCIAL STATEMENTS  
JUNE 30, 2024 AND 2023**

**NOTE 2 SUMMARY OF SIGNIFICANT ACCOUNTING POLICIES (CONTINUED)**

**Financial Statement Presentation (Continued)**

Classification of Revenues (Continued)

*Operating Revenues* – Operating revenues include activities that have the characteristics of exchange transactions, such as: (1) student tuition and fees, net of scholarship discounts and allowances, (2) sales and services of auxiliary enterprises, net of scholarship discounts and allowances, (3) most federal, state, local, and nongovernmental grants and contracts, and (4) sales and services of educational activities.

*Nonoperating Revenues* – Nonoperating revenues include activities that have the characteristics of non-exchange transactions, such as gifts and contributions, federal HEERF grants, and other revenues that are defined as non-operating revenues by GASB such as state appropriations, federal Pell Grants, and investment income and sale of capital assets (including natural resources).

*Other Revenues* – Other revenues consist primarily of nongovernmental grants and gifts.

Use of Restricted Components of Net Position

The University has not adopted a formal policy regarding whether to first apply restricted or unrestricted resources when an expense is incurred for purposes for which both restricted and unrestricted resources are available. Generally, the University attempts to utilize restricted resources first when practicable.

Federal Financial Assistance Programs

The U.S. Department of Education makes interest subsidized and nonsubsidized loans directly to students through the University. Direct student loan receivables are not included in the University's balance sheets, as the loans are repayable directly to the U.S. Department of Education. In 2024 and 2023 the University received and disbursed \$4,030,790 and \$4,142,177, respectively, under the federal Direct Student Loan Program on behalf of the U.S. Department of Education, which amounts are not included as revenue and expense on the statements of revenues, expenses and changes in net position.

The University also distributes other student financial assistance funds on behalf of the federal government to students under the federal Pell Grant, Academic Competitiveness Grant, National Science and Mathematics Access to Retain Talent (SMART) Grant, and Teacher Education Assistance for College and Higher Education (TEACH) Grant, Supplemental Educational Opportunity Grant, and College and Work Study programs. The activity of these programs is recorded in the accompanying financial statements. In 2024 and 2023, the University received and disbursed \$3,519,452 and \$3,559,667, respectively.

**GLENVILLE STATE UNIVERSITY**  
**NOTES TO FINANCIAL STATEMENTS**  
**JUNE 30, 2024 AND 2023**

**NOTE 2 SUMMARY OF SIGNIFICANT ACCOUNTING POLICIES (CONTINUED)**

**Financial Statement Presentation (Continued)**

Scholarship and Discount Allowances

Student tuition and fee revenues, and certain other revenues from students, are reported net of scholarship allowances and discounts in the statements of revenues, expenses, and changes in net position. Scholarship and discount allowances are the difference between the stated charge for educational services provided by the University, and the amount that is paid by students and/or third parties on the students' behalf.

Financial aid to students is reported in the financial statements under the alternative method as prescribed by the National Association of College and University Business Officers (NACUBO). Certain aid such as loans, funds provided to students as awarded by third parties, and federal direct lending is accounted for as a third-party payment (credited to the student's account as if the student made the payment). All other aid is reflected in the financial statements as operating expenses, or scholarship allowances, which reduce revenues. The amount reported as operating expense represents the portion of aid that was provided to the student in the form of cash. Scholarship allowances represent the portion of aid provided to the student in the form of reduced tuition. Under the alternative method, these amounts are computed on a University basis by allocating the cash payments to students, excluding payments for services, on the ratio of total aid to the aid not considered to be third-party aid.

Government Grants and Contracts

Government grants and contracts normally provide for the recovery of direct and indirect costs, subject to audit. The University recognizes revenue when all eligibility requirements are met.

Income Taxes

The University is exempt from income taxes, except for unrelated business income, as a governmental instrumentality under federal income tax laws and regulations of the Internal Revenue Service. Its blended component units are exempt from income taxes as nonprofit organizations.

Cash Flows

Any cash and cash equivalents escrowed, restricted for noncurrent assets, or in funded reserves have not been included as cash and cash equivalents for the purpose of the statements of cash flows.

Use of Estimates

The preparation of financial statements in conformity with accounting principles generally accepted in the United States of America requires management to make estimates and assumptions that affect the reported amounts of assets and liabilities and disclosure of contingent assets and liabilities at the date of the financial statements and the reported amounts of revenues and expenditures during the reporting period. Actual results could differ from those estimates.

**GLENVILLE STATE UNIVERSITY  
NOTES TO FINANCIAL STATEMENTS  
JUNE 30, 2024 AND 2023**

**NOTE 2 SUMMARY OF SIGNIFICANT ACCOUNTING POLICIES (CONTINUED)**

**Financial Statement Presentation (Continued)**

Risk and Uncertainties

Investments are exposed to various risks, such as interest rate, credit, and overall market volatility. Due to the level of risk associated with certain securities, it is reasonably possible that changes in risk and values will occur in the near term and that such changes could materially affect the amounts reported in the financial statements.

**Newly Adopted Statements Issued by the Governmental Accounting Standards Board (GASB)**

The GASB issued Statement No. 100, *Accounting Changes and Error Corrections*, which is effective for fiscal years beginning after June 15, 2023. The primary objective of this Statement is to enhance accounting and financial reporting requirements for accounting changes and error corrections to provide more understandable, reliable, relevant, consistent, and comparable information for making decisions or assessing accountability. This Statement requires that (a) changes in accounting principles and error corrections be reported retroactively by restating prior periods, (b) changes to or within the financial reporting entity be reported by adjusting beginning balances of the current period, and (c) changes in accounting estimates be reported prospectively by recognizing the change in the current period. The requirements of this Statement for changes in accounting principles apply to the implementation of a new pronouncement in absence of specific transition provisions in the new pronouncement. This Statement also requires that the aggregate amount of adjustments to and restatements of beginning net position, fund balance, or fund net position, as applicable, be displayed by reporting unit in the financial statements. This Statement requires disclosure in notes to financial statements of descriptive information about accounting changes and error corrections, such as their nature. This statement also addresses how information that is affected by a change in accounting principle or error correction should be presented in required supplementary information (RSI) and supplementary information (SI). The adoption of this standard had no effect on the University's financial statements.

**Recent Statements Issued by the Governmental Accounting Standards Board (GASB)**

The GASB has issued Statement No. 101, *Compensated Absences*, which is effective for fiscal years beginning after December 15, 2023. The objective of Statement No. 101 is to better meet the information needs of financial statement users by updating the recognition and measurement guidance for compensated absences. That objective is achieved by aligning the recognition and measurement guidance under a unified model and by amending certain previously required disclosures. The University has not yet determined the effect that the adoption of GASB Statement No. 101 may have on its financial statements.

The GASB has issued Statement No. 102, *Certain Risk Disclosures*, which is effective for fiscal years beginning after June 15, 2024. Statement No. 102 requires entities to disclose essential information about risks related to vulnerabilities due to certain concentrations or constraints. The University has not yet determined the effect that the adoption of GASB Statement No. 102 may have on its financial statements.

**GLENVILLE STATE UNIVERSITY  
NOTES TO FINANCIAL STATEMENTS  
JUNE 30, 2024 AND 2023**

**NOTE 2 SUMMARY OF SIGNIFICANT ACCOUNTING POLICIES (CONTINUED)**

**Recent Statements Issued by the Governmental Accounting Standards Board (GASB)  
(Continued)**

The GASB has issued Statement No. 103, *Financial Reporting Model Improvements*, which is effective for fiscal years beginning after June 15, 2025. Statement No. 103 provides targeted improvements to the existing financial reporting model. These improvements are designed to enhance the effectiveness of governmental financial reports in providing information to decision makers, and to address certain application issues. The University has not yet determined the effect that the adoption of GASB Statement No. 102 may have on its financial statements.

**NOTE 3 CASH AND CASH EQUIVALENTS**

The composition of cash and cash equivalents at June 30 was as follows:

	2024		
	Current	Noncurrent	Total
State Treasurer	\$ 1,512,704	\$ 1,192,231	\$ 2,704,935
Trustee	-	2,835,271	2,835,271
Banks	1,265,198	-	1,265,198
Total	\$ 2,777,902	\$ 4,027,502	\$ 6,805,404

	2023		
	Current	Noncurrent	Total
State Treasurer	\$ 883,098	\$ 94,571	\$ 977,669
Trustee	-	2,464,164	2,464,164
Banks	653,542	-	653,542
Total	\$ 1,536,640	\$ 2,558,735	\$ 4,095,375

Cash held by the State Treasurer includes \$1,363,649 and \$460,565 at June 30, 2024 and 2023, respectively, of restricted cash for grant programs, capital improvements, debt service, and student financial aid, among others.

Funds kept in banks are covered by Federal Deposit Insurance Corporation up to \$250,000 or were collateralized by securities held by the state's agent.

Amounts with the State Treasurer as of June 30, 2024 and 2023, are comprised of two investment pools, the WV Money Market Pool and the WV Short Term Bond Pool.



**GLENVILLE STATE UNIVERSITY  
NOTES TO FINANCIAL STATEMENTS  
JUNE 30, 2024 AND 2023**

**NOTE 3 CASH AND CASH EQUIVALENTS (CONTINUED)**

**Credit Risk**

Credit risk is the risk that an issuer or other counterparty to an investment will not fulfill its obligations. The following table provides information on the Standard & Poor's rating of the State's investment pools as of June 30:

	<u>S&amp;P Rating</u>	<u>Carrying Value</u>	
		<u>2024</u>	<u>2023</u>
External Pool:			
WV Money Market Pool	AAAm	\$ 1,841,000	\$ 822,000
WV Short Term Bond Pool	Not Rated	43,000	19,000

A fund rated AAAm has extremely strong capacity to maintain principal stability and to limit exposure to principal losses due to credit, market, and/or liquidity risks. AAAm is the highest principal stability fund rating assigned by Standard & Poor's.

**Interest Rate Risk**

Interest rate risk is the risk that changes in interest rates will adversely affect the fair value of an investment. All the funds held by the State Treasurer are subject to interest rate risk. The following table provides information on the weighted-average maturities for the WV Money Market Pool:

	<u>2024</u>	
	<u>Carrying Value</u>	<u>Weighted-Average Maturity</u>
External Pool:		
WV Money Market Pool	<u>\$ 1,841,000</u>	36 Days
	<u>2023</u>	
	<u>Carrying Value</u>	<u>Weighted-Average Maturity</u>
External Pool:		
WV Money Market Pool	<u>\$ 822,000</u>	29 Days

**GLENVILLE STATE UNIVERSITY  
NOTES TO FINANCIAL STATEMENTS  
JUNE 30, 2024 AND 2023**

**NOTE 3 CASH AND CASH EQUIVALENTS (CONTINUED)**

The following table provides information on the effective duration for the WV Short Term Bond Pool:

	2024	
	Carrying Value	Effective Duration
External Pool:		
WV Short Term Bond Pool	\$ 43,000	645 Days
	2023	
	Carrying Value	Effective Duration
External Pool:		
WV Short Term Bond Pool	\$ 19,000	609 Days

**Other Investment Risks**

Other investment risks include concentration of credit risk, custodial credit risk, and foreign currency risk. None of the BTI's Consolidated Fund's investment pools or accounts is exposed to these risks described below.

**Custodial Credit Risk**

Custodial credit risk for investments is the risk that, in the event of the failure of the counterparty to a transaction, the University will not be able to recover the value of the investment or collateral securities that are in the possession of an outside party.

**Concentration of Credit Risk**

Concentration of credit risk is the risk of loss attributed to the magnitude of a Consolidated Fund pool or account's investment in a single corporate issuer. The BTI investment policy prohibits those pools and accounts permitted to hold corporate securities from investing more than 5% of their assets in any one corporate name or one corporate issue.

**Foreign Currency Risk**

Foreign currency risk is the risk that changes in exchange rates will adversely affect the fair value of an investment or a deposit. The University has no investments with foreign currency risk.

**GLENVILLE STATE UNIVERSITY  
NOTES TO FINANCIAL STATEMENTS  
JUNE 30, 2024 AND 2023**

**NOTE 3 CASH AND CASH EQUIVALENTS (CONTINUED)**

**Cash in Bank with Trustee**

	Carrying Value	
	2024	2023
Investment Type:		
Government Money Market Funds	\$ 378,860	\$ 365,313
Other Fixed-Income Securities	2,456,411	2,098,851
Total	\$ 2,835,271	\$ 2,464,164

The objective of the money market fund is to increase the current level of income while continuing to maintain liquidity and capital. Assets are invested in high-quality short-term money market instruments.

**NOTE 4 ACCOUNTS RECEIVABLE**

Accounts receivable consisted of the following at June 30:

	2024	2023
Student Tuition and Fees, Net of Allowance for Doubtful Accounts of \$5,353,065 for 2024 and \$5,013,729 for 2023	563,346	384,944
Other State Agencies	8,546	263,274
Federal Grants Receivable	214,359	702,679
Payroll Advance	22,419	35,531
Interest Receivable	35,902	20,885
Lease Receivable	1,215,937	1,605,056
Other	354,997	422,818
Total	2,415,506	3,435,187
Less: Noncurrent	761,734	1,251,468
Total	\$ 1,653,772	\$ 2,183,719

The amounts due from other state agencies consisted of the following at June 30:

	2024	2023
WV Department of Corrections	\$ -	\$ 259,717
WV HEPC	8,546	3,557
Total	\$ 8,546	\$ 263,274

**GLENVILLE STATE UNIVERSITY  
NOTES TO FINANCIAL STATEMENTS  
JUNE 30, 2024 AND 2023**

**NOTE 5 CAPITAL ASSETS**

Capital assets consisted of the following at June 30:

	2024			
	Balance - Beginning of Year	Additions	Reductions	
Capital Assets Not being Depreciated:				
Land	\$ 1,222,564	\$ -	\$ -	\$ 1,222,564
Construction In Progress	-	79,030	-	79,030
Total Capital Assets Not being Depreciated	1,222,564	79,030	-	1,301,594
Other Capital Assets:				
Land Improvements	2,263,698	-	-	2,263,698
Infrastructure	2,011,866	-	-	2,011,866
Buildings	110,802,005	494,224	(567,357)	110,728,872
Equipment	7,218,792	983,864	(159,305)	8,043,351
Library Books	1,720,350	6,813	(33,734)	1,693,429
Leasehold Improvements	199,219	-	-	199,219
Total Other Capital Assets	124,215,930	1,484,901	(760,396)	124,940,435
Less Accumulated Depreciation for:				
Land Improvements	1,724,066	59,332	-	1,783,398
Infrastructure	1,633,884	38,539	-	1,672,423
Buildings	41,156,839	2,135,906	(450,775)	42,841,970
Equipment	5,660,572	619,822	(159,305)	6,121,089
Library Books	1,704,453	9,047	(33,734)	1,679,766
Leasehold Improvements	131,450	13,281	-	144,731
Total Accumulated Depreciation	52,011,264	2,875,927	(643,814)	54,243,377
Other Capital Assets, Net	72,204,666	(1,391,026)	(1,404,210)	70,697,058
Total Cost of Capital Assets	125,438,494	1,563,931	(760,396)	126,242,029
Less: Accumulated Depreciation	52,011,264	2,875,927	(643,814)	54,243,377
Capital Assets, Net	<u>\$ 73,427,230</u>	<u>\$ (1,311,996)</u>	<u>\$ (116,582)</u>	<u>\$ 71,998,652</u>

**GLENVILLE STATE UNIVERSITY  
NOTES TO FINANCIAL STATEMENTS  
JUNE 30, 2024 AND 2023**

**NOTE 5 CAPITAL ASSETS (CONTINUED)**

	2023			
	Balance - Beginning of Year	Additions	Reductions	Balance - End of Year
Capital Assets Not being Depreciated:				
Land	\$ 1,222,564	\$ -	\$ -	\$ 1,222,564
Construction In Progress	1,288,497	-	(1,288,497)	-
Total Capital Assets Not being Depreciated	2,511,061	-	(1,288,497)	1,222,564
Other Capital Assets:				
Land Improvements	2,263,698	-	-	2,263,698
Infrastructure	1,967,170	44,696	-	2,011,866
Buildings	106,848,067	3,953,938	-	110,802,005
Equipment	11,100,591	526,174	(4,407,973)	7,218,792
Library Books	1,720,853	3,996	(4,499)	1,720,350
Leasehold Improvements	199,219	-	-	199,219
Total Other Capital Assets	124,099,598	4,528,804	(4,412,472)	124,215,930
Less Accumulated Depreciation for:				
Land Improvements	1,664,734	59,332	-	1,724,066
Infrastructure	1,596,586	37,298	-	1,633,884
Buildings	39,051,929	2,104,910	-	41,156,839
Equipment	9,514,799	553,746	(4,407,973)	5,660,572
Library Books	1,697,177	11,775	(4,499)	1,704,453
Leasehold Improvements	118,169	13,281	-	131,450
Total Accumulated Depreciation	53,643,394	2,780,342	(4,412,472)	52,011,264
Other Capital Assets, Net	70,456,204	1,748,462	(8,824,944)	72,204,666
Total Cost of Capital Assets	126,610,659	4,528,804	(5,700,969)	125,438,494
Less: Accumulated Depreciation	53,643,394	2,780,342	(4,412,472)	52,011,264
Capital Assets, Net	<u>\$ 72,967,265</u>	<u>\$ 1,748,462</u>	<u>\$ (1,288,497)</u>	<u>\$ 73,427,230</u>

Buildings include the Waco Center, a portion of which is owned and accounted for by the Foundation. A lease agreement, expiring in 2043, between the University and Foundation specifies that the portion of the Waco Center owned by the Foundation will transfer to the University at the expiration of the lease. The lease is payable in annual installments of \$1.

The University maintains certain collections of inexhaustible assets to which no value can be practically determined. Accordingly, such collections are not capitalized or recognized for financial statement purposes. Such collections include contributed works of art, historical treasures, and literature that are held for exhibition, education, research, and public service. These collections are neither disposed of for financial gain nor encumbered in any means.

**GLENVILLE STATE UNIVERSITY  
NOTES TO FINANCIAL STATEMENTS  
JUNE 30, 2024 AND 2023**

**NOTE 6 LONG-TERM LIABILITIES**

The following is a summary of long-term obligation transactions for the years ended June 30:

	2024				
	Balance - Beginning of Year	Additions	Reductions	Balance - End of Year	Current Portion
Bonds and Notes Payable:					
Notes Payable	\$ 2,013,255	\$ -	\$ 327,956	\$ 1,685,299	\$ 335,078
Commission Debt Payable	307,440	-	72,900	234,540	76,891
Improvement and Refunding Revenue					
Bonds	33,300,257	-	781,663	32,518,594	820,000
Total Bonds and Notes Payable	<u>35,620,952</u>	<u>-</u>	<u>1,182,519</u>	<u>34,438,433</u>	<u>1,231,969</u>
Other Liabilities:					
Net Pension Liability	383,804	-	247,790	136,014	-
Other Postemployment Benefits (Asset) Liability	65,619	-	324,844	(259,225)	-
Total Other Liabilities	<u>449,423</u>	<u>-</u>	<u>572,634</u>	<u>(123,211)</u>	<u>-</u>
Total Noncurrent Liabilities	<u>\$ 36,070,375</u>	<u>\$ -</u>	<u>\$ 1,755,153</u>	<u>\$ 34,315,222</u>	<u>\$ 1,231,969</u>
	2023				
	Balance - Beginning of Year	Additions	Reductions	Balance - End of Year	Current Portion
Bonds and Notes Payable:					
Notes Payable	\$ 2,384,306	\$ -	\$ 371,051	\$ 2,013,255	\$ 327,956
Commission Debt Payable	377,734	-	70,294	307,440	72,900
Improvement and Refunding Revenue					
Bonds	34,052,298	-	752,041	33,300,257	790,000
Total Bonds and Notes Payable	<u>36,814,338</u>	<u>-</u>	<u>1,193,386</u>	<u>35,620,952</u>	<u>1,190,856</u>
Other Liabilities:					
Net Pension Liability	315,572	68,232	-	383,804	-
Other Postemployment Benefits (Asset) Liability	(54,566)	120,185	-	65,619	-
Total Other Liabilities	<u>261,006</u>	<u>188,417</u>	<u>-</u>	<u>449,423</u>	<u>-</u>
Total Noncurrent Liabilities	<u>\$ 37,075,344</u>	<u>\$ 188,417</u>	<u>\$ 1,193,386</u>	<u>\$ 36,070,375</u>	<u>\$ 1,190,856</u>

During 2017, the University's blended component unit, the Glenville State University Housing Corporation, Inc., borrowed \$400,000 from private individuals, some of whom are members of the University's Board of Governors. The loans incurred interest at a rate of the higher of 4.0% or *The Wall Street Journal* prime rate plus 0.5%. The loans were secured by revenue from rental properties. All of the loans were fully repaid.

In fiscal year 2021, the University secured a 10-year interest-free loan from the HEPC for the purposes of performing several critically needed replacements or improvements to heating and cooling systems on campus. This project will provide much needed reliability, as well as energy and deferred maintenance savings to the University for years to come. The loan will be repaid in equal quarterly payments.

**GLENVILLE STATE UNIVERSITY  
NOTES TO FINANCIAL STATEMENTS  
JUNE 30, 2024 AND 2023**

**NOTE 7 BONDS PAYABLE**

Bonds payable consisted of the following at June 30:

	Interest Rate	Principal Amount Outstanding	
		2024	2023
Improvement and Refunding Revenue Bonds, Series 2017 Matures from June 2022 to June 2047	3.25% to 5.25%	\$ 32,600,000	\$ 33,390,000
Unamortized Bond Discount		(81,406)	(89,743)
Total Bonds Payable		<u>\$ 32,518,594</u>	<u>\$ 33,300,257</u>

The Series 2017 Bonds bear interest at the rates shown above payable semiannually on June 1 and December 1 of each year until paid.

The Series 2017 Bond proceeds were used to pay in full the Series 2006 Bonds, Series 2007 Bonds, Series 2009 Bonds, and the 2011 note payable on September 28, 2017. Proceeds were escrowed in sufficient amount to pay in full the Series 2011A Bonds on October 10, 2017. Proceeds of \$2,000,000 were deposited in a project fund for future capital improvements. As of June 30, 2019, \$2,000,000 had been drawn down to pay for capital projects. In 2019, the University recorded a loss on refunding of \$297,157. At June 30, 2024 and 2023, the unamortized loss on refunding was \$223,787 and \$238,461, respectively.

Future debt service requirements to maturity, as scheduled, for the Series 2017 Bonds at June 30, 2024, are as follows:

<u>Maturity</u>	<u>Principal</u>	<u>Interest</u>	<u>Total</u>
2025	\$ 820,000	\$ 1,625,900	\$ 2,445,900
2026	850,000	1,593,100	2,443,100
2027	885,000	1,559,100	2,444,100
2028	920,000	1,523,700	2,443,700
2029 to 2033	4,120,000	5,661,225	9,781,225
2034 to 2038	6,345,000	5,880,750	12,225,750
2039 to 2043	8,145,000	4,086,863	12,231,863
2044 to 2047	10,515,000	1,712,288	12,227,288
Total	<u>\$ 32,600,000</u>	<u>\$ 23,642,926</u>	<u>\$ 56,242,926</u>

**GLENVILLE STATE UNIVERSITY  
NOTES TO FINANCIAL STATEMENTS  
JUNE 30, 2024 AND 2023**

**NOTE 8 NOTES PAYABLE**

Notes payable consisted of the following at June 30:

	2024	2023
\$1,000,000 unsecured promissory note to HEPC, 0.00% interest, quarterly payments of \$25,000	\$ 700,000	\$ 800,000
\$3,145,581 promissory note collateralized by first lien on equipment installed in various buildings on campus, 3.10% interest, semiannual payments of \$131,907 due through June 2028	985,299	1,213,255
Total Notes Payable	\$ 1,685,299	\$ 2,013,255

The University has available a line of credit of \$1,000,000 with the Glenville State University Foundation, Inc., bearing interest at 4.0%. The University has not borrowed from this line of credit since 2020.

The following is the schedule of future annual minimum payments required under the notes payable as of June 30, 2024:

Year Ending June 30,	Principal	Interest	Total
2025	\$ 335,078	\$ 28,736	\$ 363,814
2026	342,421	21,393	363,814
2027	349,995	13,819	363,814
2028	357,805	6,009	363,814
2029	100,000	-	100,000
2030 to 2031	200,000	-	200,000
Total	\$ 1,685,299	\$ 69,957	1,755,256
Less: Interest			69,957
Principal			\$ 1,685,299

**NOTE 9 NET OTHER POSTEMPLOYMENT BENEFITS (OPEB)**

Employees of the University are enrolled in the West Virginia Other Postemployment Benefit Plan (the OPEB plan) which is administered by the West Virginia Public Employees Insurance Agency (PEIA) and the West Virginia Retiree Health Benefit Trust Fund (the RHBT).

As related to the implementation of GASB 75, following are the University's net OPEB liability (asset), deferred outflows of resources, and deferred inflows of resources related to OPEB, revenues, and the OPEB expense and expenditures for the fiscal years ended June 30:



**GLENVILLE STATE UNIVERSITY  
NOTES TO FINANCIAL STATEMENTS  
JUNE 30, 2024 AND 2023**

**NOTE 9 NET OTHER POSTEMPLOYMENT BENEFITS (OPEB) (CONTINUED)**

	2024	2023
Net OPEB (Asset) Liability	\$ (259,225)	\$ 65,619
Deferred Outflows of Resources	92,249	239,567
Deferred Inflows of Resources	387,771	870,266
Revenues (Payments on Behalf)	(187,137)	(201,701)
OPEB Expense	(660,020)	(785,425)
Contributions Made by the University	31,423	164,275

**Plan Description**

The OPEB plan is a cost-sharing, multiple employer, defined benefit other postemployment benefit plan that covers the retirees of State agencies, colleges and universities, county boards of education, and other government entities as set forth in West Virginia Code Section 5-16D-2 (the Code). Plan benefits are established and revised by PEIA and the RHBT with approval of the Finance Board. The Finance Board is comprised of nine members. Finance Board members are appointed by the Governor, serve a term of four years, and are eligible for reappointment. The State Department of Administration secretary serves as Chairman of the Board. Four members represent labor, education, public employees, and public retirees. Four remaining members represent the public-at-large.

Active employees who retire are eligible for PEIA health and life benefits, provided they meet the minimum eligibility requirements of the applicable State retirement system and if their last employer immediately prior to retirement: is a participating employer under the Consolidated Public Retirement Board (CPRB) and, as of July 1, 2008 forward, is a participating employer with PEIA. Active employees who, as of July 1, 2008, have ten years or more of credited service in the CPRB and whose employer at the time of their retirement does participate with CPRB, but does not participate with PEIA will be eligible for PEIA retiree coverage provided: they otherwise meet all criteria under this heading and their employer agrees, in writing, upon a form prescribed by PEIA, that the employer will pay to PEIA the nonparticipating retiree premium on behalf of the retiree or retirees, or that the retiree agrees to pay the entire unsubsidized premium themselves. Employees who participate in non-State retirement systems but that are CPRB system affiliated, contracted, or approved (such as TIAA-CREF and Empower Retirement), or are approved, in writing, by the PEIA Director must, in the case of education employees, meet the minimum eligibility requirements of the State Teachers Retirement System (TRS), and in all other cases meet the minimum eligibility requirements of the Public Employees Retirement System to be eligible for PEIA benefits as a retiree.

The financial activities of the OPEB plan are accounted for in the RHBT, a fiduciary fund of the state of West Virginia. The RHBT audited financial statements and actuarial reports can be found on the PEIA website at [www.peia.wv.gov](http://www.peia.wv.gov).

**Benefits Provided**

The OPEB plan provides the following benefits: medical and prescription drug insurance and life insurance. The medical and prescription drug insurance is provided through two options: the self-insured preferred provider benefit plan option, which is primarily for non-Medicare-eligible retirees and spouses; and the external managed care organization option, which is primarily for Medicare-eligible retirees and spouses.

**GLENVILLE STATE UNIVERSITY  
NOTES TO FINANCIAL STATEMENTS  
JUNE 30, 2024 AND 2023**

**NOTE 9 NET OTHER POSTEMPLOYMENT BENEFITS (OPEB) (CONTINUED)**

**Contributions**

Employer contributions from the RHBT billing system represent what the employer was billed during the respective year for its portion of the pay-as-you-go (paygo) premiums, retiree leave conversion billings, and other matters, including billing adjustments.

Paygo premiums are established by the PEIA Finance Board annually. All participating employers are required by statute to contribute this premium to the RHBT at the established rate for every active policyholder per month. The paygo rates related to the measurement date of June 30, 2023 and 2022 were \$70 and \$48, respectively.

Members retired before July 1, 1997, pay retiree health care contributions at the highest sponsor subsidized rate, regardless of their actual years of service. Members retired after July 1, 1997, or hired before June 30, 2010, pay a subsidized rate depending on the member's years of service. Members hired on or after July 1, 2010, pay retiree health care contributions with no sponsor-provided implicit or explicit subsidy.

Retiree leave conversion contributions from the employer depend on the retiree's date of hire and years of service at retirement as described below:

- Members hired before July 1, 1988, may convert accrued sick or annual leave days into 100% of the required retiree healthcare contribution.
- Members hired from July 1, 1988, to June 30, 2001, may convert accrued sick or annual leave days into 50% of the required retiree healthcare contribution.

The conversion rate is two days of unused sick and annual leave days per month for single healthcare coverage and three days of unused sick and annual leave days per month for family healthcare coverage.

Employees hired on or after July 1, 2001, no longer receive sick and/or vacation leave credit toward the required retiree healthcare contribution when they retire. All retirees have the option to purchase continued coverage regardless of their eligibility for premium credits.

Certain faculty employees (generally those with less than a 12-month contract) earn a similar extended health or life insurance coverage retirement benefit based on years of service. Generally, 3-1/3 years of teaching service extend health insurance for one year of single coverage, and five years extend health insurance for one year of family coverage. Faculty hired after July 1, 2009 no longer receive years of service credit toward insurance premiums when they retire. Faculty hired on or after July 1, 2010 receive no health insurance premium subsidy when they retire. Two groups of employees hired after July 1, 2010 will not be required to pay the unsubsidized rate: (1) active employees who were originally hired before July 1, 2010 who have a break in service of fewer than two years after July 1, 2010 and (2) retired employees who had an original hire date prior to July 1, 2010 may return to active employment. In those cases, the original hire date may apply.

The University's contributions to the OPEB plan for the years ended June 30, 2024, 2023, and 2022, were \$31,423, \$164,275, and \$193,253, respectively.

**GLENVILLE STATE UNIVERSITY  
NOTES TO FINANCIAL STATEMENTS  
JUNE 30, 2024 AND 2023**

**NOTE 9 NET OTHER POSTEMPLOYMENT BENEFITS (OPEB) (CONTINUED)**

**Basis of Allocation**

OPEB amounts have been allocated to each contributing employer based on their proportionate share of employer contributions to the RHBT for the fiscal year ended June 30, 2020. Effective July 1, 2017, certain employers that met the plan's opt out criteria and chose not to participate in the plan coverage were no longer required to make contributions to the plan. The amounts previously allocated to such employers for the net OPEB liability and related deferred inflows and deferred outflows are reallocated to the remaining employers participating in the cost sharing plan. The plan reallocates these balances to the remaining active employers based on their proportionate share of contributions made in the period of reallocation.

**Assumptions**

The net OPEB liability (asset) as of June 30, 2024 for financial reporting purposes was determined by an actuarial valuation as of June 30, 2022 and a measurement date of June 30, 2023. The following actuarial assumptions were used and applied to all periods included in the measurement, unless otherwise specified:

- Inflation rate: 2.50%.
- Salary increase: Specific to the OPEB covered group. Ranging from 2.75% to 5.18%, including inflation.
- Investment rate of return: 7.40%, net of OPEB plan investment expense, including inflation.
- Healthcare cost trend rates: Trend rate for pre-Medicare and Medicare per capita costs of 7.0% medical and 8.0% drug. The trends increase over four years to 9.0% and 9.5%, respectively. The trends then decrease linearly for 5 years until ultimate trend rate of 4.50% is reached in plan year end 2032.
- Actuarial cost method: Entry age normal cost method.
- Amortization method: Level percentage of payroll over a 20-year closed period beginning June 30, 2017.
- Wage inflation: 2.75%.
- Retirement age: Experience-based table of rates that are specific to the type of eligibility condition. Last updated for the June 30, 2020 actuarial valuation.
- Aging factors: Based on the 2013 SOA Study "Health Care Costs – From Birth to Death".
- Expenses: Health administrative expenses are included in the development of the per capita claims cost. Operating expenses are included as a component of the annual expense.

**GLENVILLE STATE UNIVERSITY  
NOTES TO FINANCIAL STATEMENTS  
JUNE 30, 2024 AND 2023**

**NOTE 9 NET OTHER POSTEMPLOYMENT BENEFITS (OPEB) (CONTINUED)**

**Assumptions (Continued)**

- Mortality post-retirement: Pub-2010 General Healthy Retiree Mortality Tables projected with MP-2019 and scaling factors of 100% for males and 108% for females.
- Mortality pre-retirement: Pub-2010 General Employee Mortality Tables projected with MP-2021 and scaling factors of 100% for males and 100% for females.

The actuarial assumptions used in the June 30, 2022, valuation were based on results of an actuarial experience study for the period from July 1, 2015 to June 30, 2020. The actuarial valuation as of June 30, 2022, reflects updates to the following assumptions which are reviewed at each measurement date: projected capped subsidies, per capital claim costs, healthcare trend rates, coverage and continuance, percentage eligible for tobacco-free premium discount; and retired employee assistance program participation.

The long-term expected rate of return of 7.40% on OPEB plan investments was determined by a combination of an expected long-term rate of return of 7.60% for long-term assets invested with the WV Investment Management Board and an expected short-term rate of return of 2.75% for assets invested with the BTI.

The long-term expected rate of return on OPEB plan investments was determined using a building-block method in which estimates of expected future real rates of return (expected returns, net of OPEB plan investment expense and inflation) are developed for each major asset class. These ranges are combined to produce the long-term expected rate of return by weighting the expected future real rates of return by the target asset allocation percentage. Target asset allocations, capital market assumptions (CMA), and forecast returns were provided by the Plan's investment advisors, including the West Virginia Investment Management Board (WV-IMB). The projected nominal return for the Money Market Pool held with the BTI was estimated based on the WV-IMB assumed inflation of 2.50% plus a 25 basis point spread.

As of June 30, 2024 and 2023, the target allocations and estimates of annualized long-term expected returns assuming a 10-year horizon are summarized below:

Asset Class:	<u>Target Allocation</u>	<u>Long-Term Expected Real Return</u>	<u>Target Allocation</u>	<u>Long-Term Expected Real Return</u>
Global Equity	55.0 %	7.4 %	55.0 %	4.8 %
Core Plus Fixed Income	15.0	3.9	15.0	2.1
Core Real Estate	10.0	7.2	10.0	4.1
Hedge Funds	10.0	4.5	10.0	2.4
Private Equity	10.0	10.0	10.0	6.8
Total	<u>100.0%</u>		<u>100.0%</u>	

**GLENVILLE STATE UNIVERSITY  
NOTES TO FINANCIAL STATEMENTS  
JUNE 30, 2024 AND 2023**

**NOTE 9 NET OTHER POSTEMPLOYMENT BENEFITS (OPEB) (CONTINUED)**

**Assumptions (Continued)**

Discount Rate

The discount rate used to measure the total OPEB liability (asset) was 7.40% and 6.65% for fiscal years 2024 and 2023, respectively. This single discount rate was based on the expected rate of return on OPEB plan investments of 7.40% and 6.65% for those fiscal years. The projection of cash flows used to determine this single discount rate assumed that employer contributions will be made in accordance with the prefunding and investment policies. Based on those assumptions, the OPEB plan's fiduciary net position was projected to be available to make all projected future benefit payments of current plan members. Therefore, the long-term expected rate of return on OPEB plan investments was applied to all periods of projected benefit payments to determine the total OPEB liability (asset).

Sensitivity of the Net OPEB Liability (Asset) to Changes in the Discount Rate

The following presents the University's proportionate share of the net OPEB liability (asset) as of June 30, 2024 and 2023 calculated using a discount rate that is one percentage point lower (6.40% in 2024; 5.65% in 2023) or one percentage point higher (8.40% in 2024; 7.65% in 2023) than the current rate (7.40% in 2024; 6.65% in 2023).

	2024		
	1% Decrease (6.40%)	Current Discount Rate (7.40%)	1% Increase (8.40%)
Net OPEB (Asset) Liability	\$ (43,863)	\$ (259,225)	\$ (495,427)
	2023		
	1% Decrease (5.65%)	Current Discount Rate (6.65%)	1% Increase (7.65%)
Net OPEB (Asset) Liability	\$ 470,217	\$ 65,619	\$ (63,517)

**GLENVILLE STATE UNIVERSITY  
NOTES TO FINANCIAL STATEMENTS  
JUNE 30, 2024 AND 2023**

**NOTE 9 NET OTHER POSTEMPLOYMENT BENEFITS (OPEB) (CONTINUED)**

**Assumptions (Continued)**

**Sensitivity of the Net OPEB Liability (Asset) to Changes in the Healthcare Cost Trend Rate**

The following presents the University's proportionate share of the net OPEB liability as of June 30, 2024 and 2023 calculated using the healthcare cost trend rate, as well as what the University's net OPEB liability (asset) would be if it were calculated using a healthcare cost trend rate that is one percentage point lower or one percentage point higher than the current rate.

	2024		
	Current Healthcare		
	1% Decrease	Cost Trend Rate	1% Increase
Net OPEB (Asset) Liability	\$ (660,352)	\$ (259,225)	\$ 217,793
	2023		
	Current Healthcare		
	1% Decrease	Cost Trend Rate	1% Increase
Net OPEB (Asset) Liability	\$ (1,004,004)	\$ 65,619	\$ 522,462

**OPEB Liabilities (Assets), OPEB Expense, and Deferred Outflows of Resources and Deferred Inflows of Resources Related to OPEB**

The June 30, 2024 net OPEB (asset) liability was measured as of June 30, 2023, and the total OPEB (asset) liability was determined by an actuarial valuation as of June 30, 2022, rolled forward to the measurement date of June 30, 2023. The June 30, 2023 net OPEB (asset) liability was measured as of June 30, 2022, and the total OPEB (asset) liability was determined by an actuarial valuation as of June 30, 2021, rolled forward to the measurement date of June 30, 2022.

At June 30, 2024, the University's proportionate share of the net OPEB liability (asset) was \$(446,362). Of this amount, the University recognized \$(259,225) as its proportionate share on the statement of net position. The remainder of \$(187,137) denotes the University's proportionate share of net OPEB liability (asset) attributable to the special funding.

At June 30, 2023, the University's proportionate share of the net OPEB liability (asset) was \$267,320. Of this amount, the University recognized \$65,619 as its proportionate share on the statement of net position. The remainder of \$201,701 denotes the University's proportionate share of net OPEB liability (asset) attributable to the special funding.

**GLENVILLE STATE UNIVERSITY  
NOTES TO FINANCIAL STATEMENTS  
JUNE 30, 2024 AND 2023**

**NOTE 9 NET OTHER POSTEMPLOYMENT BENEFITS (OPEB) (CONTINUED)**

**OPEB Liabilities (Assets), OPEB Expense, and Deferred Outflows of Resources and Deferred Inflows of Resources Related to OPEB (Continued)**

The allocation percentage assigned to each participating employer and non-employer contributing entity is based on its proportionate share of employer and non-employer contributions to OPEB for each of the fiscal years ended June 30, 2023 and 2022. Employer contributions are recognized when due. At the June 30, 2023 measurement date, the University's proportion was 0.163807933%, a decrease of 0.000557336% from its proportion of 0.164365269% calculated as of June 30, 2022. At the June 30, 2022 measurement date, the University's proportion was 0.164365269%, an decrease of 0.019144532% from its proportion of 0.183509801% calculated as of June 30, 2021.

For the year ended June 30, 2024, the University recognized OPEB expense (offset) of \$847,157. Of this amount, \$660,020 was recognized as the University's proportionate share of OPEB expense and \$187,137 as the amount of OPEB expense attributable to special funding from a non-employer contributing entity. The University also recognized revenue of \$187,137 for support provided by the State.

For the year ended June 30, 2023, the University recognized OPEB expense (offset) of \$987,126. Of this amount, \$785,425 was recognized as the University's proportionate share of OPEB expense and \$201,701 as the amount of OPEB expense attributable to special funding from a non-employer contributing entity. The University also recognized revenue of \$201,701 for support provided by the State.

At June 30, deferred outflows of resources and deferred inflows of resources related to OPEB are as follows:

	2024	
	Deferred Outflows of Resources	Deferred Inflows of Resources
Differences between Expected and Actual Experience	\$ -	\$ 150,896
Changes in Proportion and Difference between Employer Contributions and Proportionate Share of Contributions	20,770	87,925
Change in Assumptions	71,479	144,627
Net Difference between Projected and Actual Investment Earnings	-	4,323
Total	\$ 92,249	\$ 387,771

**GLENVILLE STATE UNIVERSITY  
NOTES TO FINANCIAL STATEMENTS  
JUNE 30, 2024 AND 2023**

**NOTE 9 NET OTHER POSTEMPLOYMENT BENEFITS (OPEB) (CONTINUED)**

**OPEB Liabilities, OPEB Expense, and Deferred Outflows of Resources and Deferred Inflows of Resources Related to OPEB (Continued)**

	2023	
	Deferred Outflows of Resources	Deferred Inflows of Resources
Differences between Expected and Actual Experience	\$ -	\$ 233,372
Changes in Proportion and Difference between Employer Contributions and Proportionate Share of Contributions	46,897	170,938
Opt-Out Employer Change in Proportionate Share	-	1,146
Change in Assumptions	-	464,810
Net Difference between Projected and Actual Investment Earnings	28,395	-
Contributions After the Measurement Date	164,275	-
Total	\$ 239,567	\$ 870,266

Amounts reported as deferred outflows of resources and deferred inflows of resources related to OPEB will be recognized in OPEB expense as follows:

Year Ending June 30,	Amortization
2025	\$ (148,487)
2026	(136,535)
2027	(489)
2028	(10,011)
Total	\$ (295,522)

**Payables to the OPEB Plan**

At June 30, 2024 and 2023, the University reported \$-0- in accrued payroll and accounts payable related to normal contributions to the plan.



**GLENVILLE STATE UNIVERSITY  
NOTES TO FINANCIAL STATEMENTS  
JUNE 30, 2024 AND 2023**

**NOTE 10 LEASES**

The Glenville State University Housing Corporation as lessor, leased certain facilities to a third party. The agreement began in October 2021 and ends in September 2026, unless cancelled by the tenant. Lease payments are at a monthly fixed rate with normal escalations over the term of the lease. The lease also includes a variable non-lease payment component for meals which is based upon actual daily food costs and meal counts. The Housing Corporation has determined the net present value of lease receipts based on an implicit rate of 14.62% using the fair value of the assets used in the lease with consideration for the residual value at the lease termination date. For the years ended June 30, rental income under leases other than short-term, is summarized as follows:

	<u>2023</u>	<u>2023</u>
Lease Revenue	\$ 428,241	\$ 428,241
Interest Revenue	207,662	260,110
Total	<u>\$ 635,903</u>	<u>\$ 688,351</u>

Future minimum lease payments under lease agreements are as follows:

<u>Maturity</u>	<u>Principal</u>	<u>Interest</u>	<u>Total</u>
2025	\$ 476,622	\$ 149,027	\$ 625,649
2026	579,041	71,634	650,675
2027	160,274	3,975	164,249
Total	<u>\$ 1,215,937</u>	<u>\$ 224,636</u>	<u>\$ 1,440,573</u>

**NOTE 11 STATE SYSTEM OF HIGHER EDUCATION INDEBTEDNESS**

The University is a state institution of higher education, and the University receives a state appropriation to support its operations. In addition, it is subject to the legislative and administrative mandates of state government. Those mandates affect all aspects of the University's operations, its tuition and fee structure, its personnel policies, and its administrative practices.

The state has chartered the HEPC with the responsibility to construct or renovate, finance, and maintain various academic and other facilities of the state's universities and colleges, including certain facilities of the University. Financing for these facilities was provided through revenue bonds issued by the former Board of Regents or the former Boards of the University and College Systems (the Boards). These obligations administered by HEPC are the direct and total responsibility of HEPC, as successor to the former Boards.

**GLENVILLE STATE UNIVERSITY  
NOTES TO FINANCIAL STATEMENTS  
JUNE 30, 2024 AND 2023**

**NOTE 11 STATE SYSTEM OF HIGHER EDUCATION INDEBTEDNESS (CONTINUED)**

The Commission has the authority to assess each public institution of higher education for payment of debt service on these system bonds. The tuition and registration fees of the members of the former state university system are generally pledged as collateral for HEPC's bond indebtedness. Student fees collected by the institution in excess of the debt service allocation are retained by the institution for internal funding of capital projects and maintenance. Although the bonds remain as a capital obligation of HEPC, an estimate of the obligation of each institution is reported as a long-term payable by each institution and as a receivable by HEPC. The balances at June 30, 2024 and 2023, were \$234,540 and \$307,440, respectively.

For the years ended June 30, debt service assessed by HEPC was as follows:

	<u>2024</u>	<u>2023</u>
Principal	\$ 72,900	\$ 70,294
Interest	12,674	16,361
Total	<u>\$ 85,574</u>	<u>\$ 86,655</u>

In December 2010, HEPC issued \$76,865,000 of the State of West Virginia Higher Education Policy Commission Revenue 2010 Series Bonds to fund approved HEPC Bond projects. The University received \$11,000,000 of these proceeds, which was used for the construction of the Waco Center, a facility that houses an expanded Land Resources Education Center, a community and campus health care facility, and athletic facilities including administration, dedicated training areas, coaches' offices, and facilities for several indoor spectator sports. HEPC is responsible for repayment of this debt.

**NOTE 12 UNRESTRICTED COMPONENTS OF NET POSITION**

The unrestricted components of the University's net position is composed of resources as follows:

	<u>2024</u>	<u>2023</u>
Designated for Affiliated Organizations	\$ 1,057,331	\$ 896,364
Net OPEB	(4,874)	(696,318)
Net Pension	(404,847)	(602,011)
Undesignated	(4,547,462)	(1,502,966)
Total	<u>\$ (3,899,852)</u>	<u>\$ (1,904,931)</u>

**GLENVILLE STATE UNIVERSITY  
NOTES TO FINANCIAL STATEMENTS  
JUNE 30, 2024 AND 2023**

**NOTE 13 RETIREMENT PLANS**

Substantially all eligible full-time employees of the University participate in either the West Virginia State Teachers' Retirement System (TRS) or the Teachers' Insurance and Annuities Association – College Retirement Equities Fund (TIAA-CREF), now known as TIAA. In years past, upon full-time employment, each employee was required to make an irrevocable selection between the TRS and TIAA-CREF. Effective July 1, 1991, the TRS was closed to new participants. Remaining participants in the TRS are permitted to make a one-time election to cease their participation in that plan and commence contributions to the West Virginia Teachers' Defined Contribution Plan (WVTDCP). Contributions to and participation in this Plan by University employees have not been significant to date.

The University's total payroll for the years ended June 30, 2024, 2023, and 2022 was \$12,815,849, \$11,902,282, and \$11,030,544, respectively; total covered employees' salaries in the TRS and TIAA-CREF were \$141,480 and \$11,216,225 in 2024, \$208,261 and \$10,701,785 in 2023, and \$423,045 and \$9,145,416 in 2022.

Effective January 1, 2003, higher education employees enrolled in the basic 401(a) retirement plan with TIAA-CREF have an option to switch to the Educators Money 401(a) basic retirement plan (Educators Money). New hires have the choice of either plan.

**Defined Benefit Pension Plan**

Some employees of the University are enrolled in a defined benefit pension plan, the West Virginia Teachers' Retirement System (TRS), which is administered by the West Virginia Consolidated Public Retirement Board (CPRB).

Following are the University's net pension liability, deferred outflows of resources, and deferred inflows of resources related to pensions, revenues, and the pension expense and expenditures for the fiscal years ended June 30:

	2024	2023
Net Pension Liability	\$ 136,014	\$ 383,804
Deferred Outflows of Resources	13,101	77,624
Deferred Inflows of Resources	303,103	295,831
Revenues	32,860	70,744
Pension Expense	(173,546)	(117,188)
Contributions Made by the University	21,169	24,436

**GLENVILLE STATE UNIVERSITY  
NOTES TO FINANCIAL STATEMENTS  
JUNE 30, 2024 AND 2023**

**NOTE 13 RETIREMENT PLANS (CONTINUED)**

**TRS**

Plan Description

TRS is a multiemployer defined benefit, cost-sharing, public employee retirement system providing retirement benefits as well as death and disability benefits. It covers all full-time employees of the 55 county, public school systems in the state of West Virginia and certain personnel of the 13 state-supported institutions of higher education, State Department of Education, and the Higher Education Policy Commission hired prior to July 1, 1991. Employees of the State-supported institutions of higher education and the Higher Education Policy Commission hired after June 30, 1991, are required to participate in the Higher Education Retirement System. TRS closed membership to new hires effective July 1, 1991. However, effective July 1, 2005, all new employees hired for the first time are required to participate in TRS.

TRS is considered a component unit of the state of West Virginia for financial reporting purposes, and, as such, its financial report is also included in the state of West Virginia's Annual Comprehensive Financial Report. TRS issues a publicly available comprehensive annual financial report that includes financial statements and required supplementary information for the plan. A copy of the report may be obtained from the TRS website at <https://www.wvretirement.com/Publications.html#CAFR>.

Benefits Provided

TRS provides retirement, death, and disability benefits. A member is eligible for normal retirement at age 60 with five years of service, age 55 with 30 years of service, or any age with 35 years of service. A member may retire with 30 years of credited service at any age with the pension reduced actuarially if the member retires before age 55. Terminated members with at least 5, but less than 20, years of credited service who do not withdraw their accumulated contributions are entitled to a deferred retirement commencing at age 62. Retirement benefits are equivalent to 2% of average annual salary multiplied by years of service. Average salary is defined as the average of the 5 highest fiscal years of earnings during the last 15. Chapter 18, Article 7A, of the West Virginia State Code assigns the authority to establish and amend the provisions of the plan, including contribution rates, to the State Legislature.

Contributions

The funding objective of the CPRB pension trust funds is to meet long-term benefit requirements through contributions, which remain relatively level as a percent of member payroll over time, and through investment earnings. Contribution requirements are set by CPRB. A member who withdraws from service for any cause other than death or retirement may request that the accumulated employee contributions plus interest be refunded.

Member Contributions

TRS funding policy provides for member contributions based on 6% of members' gross salary. Contributions as a percentage of payroll for members and employers are established by State law and are not actuarially determined.

**GLENVILLE STATE UNIVERSITY  
NOTES TO FINANCIAL STATEMENTS  
JUNE 30, 2024 AND 2023**

**NOTE 13 RETIREMENT PLANS (CONTINUED)**

**TRS (Continued)**

Contributions (Continued)

Employer Contributions

The state (including institutions of higher education) contributes:

- 15% of gross salary of their state-employed members hired prior to July 1, 1991,
- 7.5% of the gross salary of their TRS covered employees hired for the first time after July 1, 2005, and for those TDCRS members who elected to transfer to TRS effective July 1, 2008,
- A certain percentage of fire insurance premiums paid by state residents, and
- Under WV State code section 18-9-A-6a, beginning in fiscal year 1996, an amount determined by the State Actuary as being needed to eliminate the TRS unfunded liability by 2034. As of June 30, 2024 and 2023, respectively, the University's proportionate share attributable to this special funding subsidy was \$32,860 and \$70,744.

The University's contributions to TRS for the years ended June 30, 2024, 2023, and 2022 were \$21,169, \$24,436, and \$64,208, respectively.

**GLENVILLE STATE UNIVERSITY  
NOTES TO FINANCIAL STATEMENTS  
JUNE 30, 2024 AND 2023**

**NOTE 13 RETIREMENT PLANS (CONTINUED)**

**TRS (Continued)**

Assumptions

The total pension liabilities for financial reporting purposes were determined by actuarial valuations as of July 1, 2022 and 2021, and rolled forward to June 30, 2023 and 2022, respectively. The following actuarial assumptions were used and applied to all periods included in the measurement:

- Actuarial cost method: Entry age normal cost with level percentage of payroll.
- Asset valuation method: Investments are reported at fair (market) value.
- Amortization method and period: Level dollar, fixed period over 40 years, from July 1, 1994 through fiscal year 2034.
- Investment rate of return of 7.25%, net of pension plan administrative and investment expenses.
- Projected salary increases: Teachers 2.75–5.90% and nonteachers 2.75–6.50%, based on age.
- Inflation rate of 2.75%.
- Discount rate of 7.25%.
- Mortality rates based on Pub-2010 Mortality Tables.
- Withdrawal rates: Teachers 7.00-35.00% and non-teachers 2.30-18.00%.
- Disability rates: 0.004-0.563%.
- Retirement age: An age-related assumption is used for participants not yet receiving payments.
- Retirement rates: 15% to 100%.
- Ad hoc cost-of-living increases in pensions are periodically granted by the State Legislature. However, the retirement system makes no automatic provision for such increases.

Experience studies are performed at least once in every five-year period. The most recent experience study covered the period from July 1, 2015 to June 30, 2020. These assumptions will remain in effect for valuation purposes until such time as the CPRB adopts revised assumptions.

**GLENVILLE STATE UNIVERSITY  
NOTES TO FINANCIAL STATEMENTS  
JUNE 30, 2024 AND 2023**

**NOTE 13 RETIREMENT PLANS (CONTINUED)**

**TRS (Continued)**

Assumptions (Continued)

The long-term expected rate of return on pension plan investments was determined using a building-block method in which best-estimate ranges of expected future real rates of return (expected returns, net of pension plan investment expense and inflation) are developed for each major asset class. These ranges are combined to produce the long-term expected rate of return by weighting the expected future real rates of return by the target asset allocation percentage and by adding expected inflation. Best estimates of the long-term arithmetic real rates of return for each major asset class included in TRS' target asset allocation as of June 30, 2023 and 2022, are summarized below.

	2023		2022	
	Target Allocation	Long-Term Expected Real Return	Target Allocation	Long-Term Expected Real Return
Asset Class:				
Domestic Equity	27.5 %	6.5 %	27.5 %	5.3 %
International Equity	27.5	9.1	27.5	6.1
Fixed Income	15.0	4.3	15.0	2.2
Real Estate	10.0	5.8	10.0	6.5
Private Equity	10.0	9.2	10.0	9.5
Hedge Funds	10.0	4.6	10.0	3.8
Total	100.0%		100.0%	

Discount Rate

The discount rate used to measure the total TRS net pension liability was 7.25% for fiscal years 2023 and 2022. The projection of cash flows used to determine the discount rate assumed that State contributions will continue to follow the current funding policy. Based on those assumptions, TRS' fiduciary net position was projected to be available to make all projected future benefit payments of current plan members. Therefore, the long-term expected rate of return on TRS' investments was applied to all periods of projected benefit payments to determine the total net pension liability.

**GLENVILLE STATE UNIVERSITY  
NOTES TO FINANCIAL STATEMENTS  
JUNE 30, 2024 AND 2023**

**NOTE 13 RETIREMENT PLANS (CONTINUED)**

**TRS (Continued)**

Sensitivity of the Net Pension Liability to Changes in the Discount Rate

The following presents the University's proportionate share of the TRS net pension liability as of June 30, 2024 and 2023 calculated using the discount rate of 7.25%, as well as what the University's TRS net pension liability would be if it were calculated using a discount rate that is one percentage point lower (6.25%) or one percentage point higher (8.25%) than the current rate.

	2024		
		Current	
	1% Decrease (6.25%)	Discount Rate (7.25%)	1% Increase (8.25%)
Net Pension Liability	\$ 208,883	\$ 136,014	\$ 74,167
2023			
		Current	
	1% Decrease (6.25%)	Discount Rate (7.25%)	1% Increase (8.25%)
Net Pension Liability	\$ 564,528	\$ 383,804	\$ 230,316

Pension Liabilities, Pension Expense, and Deferred Outflows of Resources and Deferred Inflows of Resources Related to Pensions

The June 30, 2024 TRS net pension liability was measured as of June 30, 2023, and the total net pension liability was determined by an actuarial valuation as of July 1, 2022, rolled forward to the measurement date of June 30, 2023. The June 30, 2023 TRS net pension liability was measured as of June 30, 2022, and the total net pension liability was determined by an actuarial valuation as of July 1, 2021, rolled forward to the measurement date of June 30, 2022.

At June 30, 2024, the University's proportionate share of the TRS net pension liability was \$413,775. Of this amount, the University recognized \$136,014 as its proportionate share on the Statement of Net Position. The remainder of \$277,761 denotes the University's proportionate share of net pension liability attributable to the special funding.

At June 30, 2023, the University's proportionate share of the TRS net pension liability was \$1,238,839. Of this amount, the University recognized \$383,804 as its proportionate share on the Statement of Net Position. The remainder of \$855,035 denotes the University's proportionate share of net pension liability attributable to the special funding.



**GLENVILLE STATE UNIVERSITY  
NOTES TO FINANCIAL STATEMENTS  
JUNE 30, 2024 AND 2023**

**NOTE 13 RETIREMENT PLANS (CONTINUED)**

**TRS (Continued)**

**Net Pension Liabilities, Pension Expense, and Deferred Outflows of Resources and Deferred Inflows of Resources Related to Pensions (Continued)**

The allocation percentage assigned to each participating employer and non-employer contributing entity is based on their proportionate share of employer and non-employer contributions to TRS for each of the fiscal years ended June 30, 2022 and 2021. Employer contributions are recognized when due. At the June 30, 2023 measurement date, the University's proportion was 0.005941%, a decrease of 0.008981% from its proportion of 0.014922% calculated as of June 30, 2022. At the June 30, 2022 measurement date, the University's proportion was 0.014922%, a decrease of 0.005271% from its proportion of 0.020193% calculated as of June 30, 2021.

For the years ended June 30, 2024 and 2023, the University recognized TRS pension expense of \$(140,686) and \$(46,444), respectively. Of these amounts, \$(173,546) and \$(117,188), respectively, were recognized as the University's proportionate share of the TRS expense and \$32,860 and \$70,744, respectively, as the amount of pension expense attributable to special funding from a non-employer contributing entity. The University also recognized revenue of \$140,686 and \$46,444, respectively, for support provided by the State.

At June 30 deferred outflows of resources and deferred inflows of resources related to the TRS pension are as follows:

	2024	
	Deferred Outflows of Resources	Deferred Inflows of Resources
Changes in Proportion and Difference between Employer Contributions and Proportionate Share of Contributions	\$ -	\$ 302,761
Net Difference between Projected and Actual Investment Earnings	2,396	-
Differences between Expected and Actual Experience	4,965	342
Differences in Assumptions	5,740	-
Total	\$ 13,101	\$ 303,103

**GLENVILLE STATE UNIVERSITY  
NOTES TO FINANCIAL STATEMENTS  
JUNE 30, 2024 AND 2023**

**NOTE 13 RETIREMENT PLANS (CONTINUED)**

**TRS (Continued)**

**Net Pension Liabilities, Pension Expense, and Deferred Outflows of Resources and Deferred Inflows of Resources Related to Pensions (Continued)**

	2023	
	Deferred Outflows of Resources	Deferred Inflows of Resources
Changes in Proportion and Difference between Employer Contributions and Proportionate Share of Contributions	\$ -	\$ 292,701
Net Difference between Projected and Actual Investment Earnings	15,568	-
Differences between Expected and Actual Experience	15,937	3,130
Differences in Assumptions	21,683	-
Contributions After the Measurement Date	24,436	-
Total	\$ 77,624	\$ 295,831

Amounts reported as deferred outflows of resources and deferred inflows of resources related to pensions will be recognized in TRS pension expense as follows:

Year Ending June 30,	Amortization
2025	\$ (96,798)
2026	(112,813)
2027	(28,135)
2028	(52,256)
Total	\$ (290,002)

**Payables to the Pension Plan**

The University did not report any amounts payable for normal contributions to the TRS as of June 30, 2024 and 2023.

**Defined Contribution Pension Plan**

The TIAA-CREF is a defined contribution benefit plan in which benefits are based solely upon amounts contributed plus investment earnings. Employees who elect to participate in this plan are required to make a contribution equal to 6% of total annual compensation. The University matches the employees' 6% contribution. Contributions are immediately and fully vested. In addition, employees may elect to make additional contributions to TIAA-CREF which are not matched by the University.

**GLENVILLE STATE UNIVERSITY  
NOTES TO FINANCIAL STATEMENTS  
JUNE 30, 2024 AND 2023**

**NOTE 13 RETIREMENT PLANS (CONTINUED)**

**Defined Contribution Pension Plan (Continued)**

Total contributions to the TIAA-CREF for the years ended June 30, 2024, 2023, and 2022, were \$1,345,948, \$1,284,214, and \$1,097,450, respectively, which consisted of equal contributions from the University and covered employees in 2024, 2023, and 2022 of \$672,974, \$642,107, and \$548,725, respectively.

**NOTE 14 CONTINGENCIES**

The nature of the higher education industry is such that, from time to time, claims may be presented against the University on account of alleged negligence, acts of discrimination, breach of contract, or disagreements arising from the interpretation of laws or regulations. While some of these claims may be for substantial amounts, they are not unusual in the ordinary course of providing educational services in a higher education system. Management is not aware of any claims that would seriously impact the financial status of the institution.

Under the terms of federal grants, periodic audits are required and certain costs may be questioned as not being appropriate expenditures under the terms of the grants. Such audits could lead to reimbursement to the grantor agencies.

The Internal Revenue Code of 1986 establishes rules and regulations for arbitrage rebates. There are no arbitrage rebate liabilities that have been recorded in the financial statements as of June 30, 2024 and 2023.

Several of the University properties are known to contain asbestos. The University is not required by federal, state or local law and Federal Environmental, Health and Safety Regulations to remove asbestos from its buildings, but is required to manage the presence of asbestos in a safe manner. The University addresses this responsibility on a case-by-case basis. The University addresses the presence of asbestos as building renovation or demolition projects are undertaken and through asbestos operation and maintenance programs directed at containing, managing or operating with the asbestos in a safe manner.

**GLENVILLE STATE UNIVERSITY  
NOTES TO FINANCIAL STATEMENTS  
JUNE 30, 2024 AND 2023**

**NOTE 15 CONDENSED COMPONENT UNIT INFORMATION**

Condensed component unit information for the Glenville State University Housing Corporation and Glenville State University Research Corporation, the University's blended component units for the years ended June 30 are as follows:

**CONDENSED SCHEDULES OF NET POSITION**

	Glenville State University Housing Corporation		Glenville State University Research Corporation	
	2024	2023	2024	2023
Assets:				
Current Assets	\$ 1,093,292	\$ 1,108,177	\$ 415,649	\$ 106,718
Noncurrent and Capital Assets	1,887,190	3,098,895	546,893	165,139
Total Assets	<u>\$ 2,980,482</u>	<u>\$ 4,207,072</u>	<u>\$ 962,542</u>	<u>\$ 271,857</u>
Liabilities:				
Current Liabilities	\$ 102,317	\$ 35,584	\$ 46,187	\$ 107,103
Noncurrent Liabilities	-	-	-	720,557
Deferred Inflows	963,541	1,391,782	-	-
Total Liabilities	<u>1,065,858</u>	<u>1,427,366</u>	<u>46,187</u>	<u>827,660</u>
Net Position:				
Net Investment In Capital Assets	1,147,131	1,162,400	546,893	165,139
Unrestricted	767,493	1,617,306	369,462	(720,942)
Total Net Position	<u>1,914,624</u>	<u>2,779,706</u>	<u>916,355</u>	<u>(555,803)</u>
Total Liabilities and Net Position	<u>\$ 2,980,482</u>	<u>\$ 4,207,072</u>	<u>\$ 962,542</u>	<u>\$ 271,857</u>

**CONDENSED SCHEDULES OF REVENUES, EXPENSES, AND CHANGES IN NET POSITION**

	Glenville State University Housing Corporation		Glenville State University Research Corporation	
	2024	2023	2024	2023
Operating:				
Revenues	\$ 446,137	\$ 342,729	\$ 1,677,877	\$ 132,380
Expenses	1,311,219	222,387	205,719	100,802
Net Operating Income (Loss)	<u>(865,082)</u>	<u>120,342</u>	<u>1,472,158</u>	<u>31,578</u>
Nonoperating:				
Revenues	-	-	-	-
Expenses	-	-	-	-
Net Nonoperating Income	<u>-</u>	<u>-</u>	<u>-</u>	<u>-</u>
Increase (Decrease) in Net Position	<u>(865,082)</u>	<u>120,342</u>	<u>1,472,158</u>	<u>31,578</u>
Net Position - Beginning of Year	<u>2,779,706</u>	<u>2,659,364</u>	<u>(555,803)</u>	<u>(587,381)</u>
Net Position - End of Year	<u>\$ 1,914,624</u>	<u>\$ 2,779,706</u>	<u>\$ 916,355</u>	<u>\$ (555,803)</u>

**CONDENSED SCHEDULES OF CASH FLOWS**

	Glenville State University Housing Corporation		Glenville State University Research Corporation	
	2024	2023	2024	2023
Net Cash from Operating Activities	\$ 131,026	\$ (250,628)	\$ 267,258	\$ 110,938
Cash and Cash Equivalents - Beginning of Year	<u>438,588</u>	<u>689,216</u>	<u>89,852</u>	<u>(21,086)</u>
Cash and Cash Equivalents - End of Year	<u>\$ 569,614</u>	<u>\$ 438,588</u>	<u>\$ 357,110</u>	<u>\$ 89,852</u>

**GLENVILLE STATE UNIVERSITY  
NOTES TO FINANCIAL STATEMENTS  
JUNE 30, 2024 AND 2023**

**NOTE 16 NATURAL CLASSIFICATIONS WITH FUNCTIONAL CLASSIFICATIONS**

For the years ended June 30 the following tables present operating expenses within both natural and functional classifications:

	2024						
	Salaries and Wages	Benefits	Supplies, Services, and Miscellaneous	Utilities	Scholarships and Fellowships	Depreciation	Total
Instruction	\$ 5,650,483	\$ 1,071,368	\$ 449,732	\$ -	\$ -	\$ -	\$ 7,171,583
Academic Support	461,080	119,988	77,109	-	-	-	658,177
Student Services	993,078	192,051	3,020,429	-	-	-	4,205,558
General Institutional Support	2,961,881	161,796	2,562,803	-	-	-	5,686,480
Operations and Maintenance of Plants	1,129,827	370,818	2,098,333	1,351,485	-	-	4,950,463
Student Financial Aid	167,610	49,172	37,195	-	1,964,728	-	2,218,705
Auxiliary Enterprises	1,398,852	364,568	892,283	-	-	-	2,655,703
Deprecation	-	-	-	-	-	3,000,846	3,000,846
Total	<u>\$ 12,762,811</u>	<u>\$ 2,329,761</u>	<u>\$ 9,137,884</u>	<u>\$ 1,351,485</u>	<u>\$ 1,964,728</u>	<u>\$ 3,000,846</u>	<u>\$ 30,547,515</u>

	2023						
	Salaries and Wages	Benefits	Supplies, Services, and Miscellaneous	Utilities	Scholarships and Fellowships	Depreciation	Total
Instruction	\$ 4,478,633	\$ 594,014	\$ 2,690,708	\$ -	\$ -	\$ -	\$ 7,763,355
Academic Support	459,347	60,924	275,970	-	-	-	796,241
Student Services	1,077,334	142,890	647,250	-	-	-	1,867,474
General Institutional Support	3,325,530	441,074	2,324,325	-	-	-	6,090,929
Operations and Maintenance of Plants	1,177,964	156,237	707,707	1,265,524	-	-	3,307,432
Student Financial Aid	-	-	-	-	5,809,058	-	5,809,058
Auxiliary Enterprises	1,320,031	175,079	793,059	-	-	-	2,288,169
Deprecation	-	-	-	-	-	2,790,886	2,790,886
Total	<u>\$ 11,838,839</u>	<u>\$ 1,570,218</u>	<u>\$ 7,439,019</u>	<u>\$ 1,265,524</u>	<u>\$ 5,809,058</u>	<u>\$ 2,790,886</u>	<u>\$ 30,713,544</u>

**GLENVILLE STATE UNIVERSITY  
NOTES TO FINANCIAL STATEMENTS  
JUNE 30, 2024 AND 2023**

**NOTE 17 FOUNDATION**

The Foundation is a separate nonprofit organization incorporated in the state of West Virginia and has as its purpose, "...to aid, strengthen and further in every proper and useful way, the work and services of the University and its affiliated nonprofit organizations...." Oversight of the Foundation is the responsibility of a separate and independently elected Board of Directors. In carrying out its responsibilities, the Board of Directors of the Foundation employ management, form policy, and maintain fiscal accountability over funds administered by the Foundation. Although the University does not control the timing or amount of receipts from the Foundation, most of the resources or the income derived therefrom are restricted to the activities of the University by the donors. Because these restricted resources held by the Foundation can only be used by, or for the benefit of, the University, the Foundation is considered a component unit of the University and is therefore discretely presented with the University's financial statements in accordance with GASB.

Based on the Foundation's audited financial statements as of June 30, 2024 and 2023, the Foundation's net assets (including unrealized gains) totaled \$26,128,609 and \$21,693,483, respectively. Complete financial statements for the Foundation can be obtained from the Executive Director of the Glenville State University Foundation, Inc., 200 High Street, Glenville, West Virginia 26351.

During the years ended June 30, 2024 and 2023, the Foundation contributed \$904,545 and \$726,001, respectively, to the University for scholarships.

**Summary of Significant Accounting Policies**

**Nature of Activities and Organization**

Glenville State College Foundation, Inc. was incorporated in 1959 under the laws of the State of West Virginia as a nonprofit organization to receive and provide funds for scholarships, endowments, educational research, and other general educational purposes for the benefit of Glenville State College and the students at Glenville State College.

In February 2022, Glenville State College was awarded University status resulting in a name change to Glenville State University. In April 2022, the Glenville State College Foundation, Inc. officially changed its name to Glenville State University Foundation, Inc. (the Foundation) to reflect this change.

**Reporting Entity**

The financial statements of the Foundation include all funds, functions, and activities to which the Board of Directors has oversight responsibility. There are no additional entities required to be included in the reporting entity.

**Basis of Accounting**

The financial statements of the Foundation have been prepared on the accrual basis of accounting in accordance with accounting principles generally accepted in the United States of America. Revenues are recognized when earned and expenses are recognized when they are incurred, whether or not cash is received or paid out at that time.

**GLENVILLE STATE UNIVERSITY  
NOTES TO FINANCIAL STATEMENTS  
JUNE 30, 2024 AND 2023**

**NOTE 17 FOUNDATION (CONTINUED)**

**Summary of Significant Accounting Policies (Continued)**

Use of Estimates

The preparation of financial statements in conformity with accounting principles generally accepted in the United States of America requires management to make estimates and assumptions that affect the reported amounts of assets and liabilities and disclosure of contingent assets and liabilities at the date of the financial statements and the reported amounts of revenues and expenses during the reporting period. Actual results could differ from those estimates.

Classification of Net Assets

These financial statements are prepared to focus on the entity as a whole and to present transactions according to the existence or absence of donor-imposed restrictions. Accordingly, transactions and balances are classified into two categories of net assets.

Net assets without donor restrictions are not subject to donor-imposed stipulations. Net assets without donor restrictions are maintained and distributed at the discretion of the Foundation's Board of Directors.

Net assets with donor restrictions are subject to donor-imposed stipulations, which will either expire by the passage of time or by action of the Foundation. When donor restrictions expire, that is, when a stipulated time restriction ends or a purpose restriction is fulfilled, net assets with donor restrictions are reclassified to net assets without donor restrictions and are reported in the statements of activities as net assets released from restrictions.

Income Tax Status

By a letter issued February 1961, the Internal Revenue Service has determined that the Foundation qualifies as a tax-exempt organization under Section 501(c)(3) of the Internal Revenue Code and, therefore, is not subject to federal and state income taxes on its exempt purpose activities. In addition, the Foundation qualifies for the charitable contribution deduction under Section 170(b)(1)(A) and has been classified as an organization that is not a private foundation under Section 509(a)(2). However, income from certain activities not directly related to the Foundation's tax-exempt purpose would be subject to taxation as unrelated business income.

For the years ended June 30, 2024 and 2023, the Foundation has no material uncertain tax positions to be accounted for in the financial statements under professional standards. The Foundation recognizes interest and penalties, if any, related to unrecognized tax benefits in interest expense. The Foundation's returns for years ending on or after June 30, 2021, remain subject to examination.

Cash and Cash Equivalents

For purposes of the statements of cash flows, the Foundation considers all cash accounts and all highly liquid instruments available for current use with an original maturity of three months or less, which are not held for long-term investment and are not subject to withdrawal restrictions or penalties, to be cash and cash equivalents.

**GLENVILLE STATE UNIVERSITY  
NOTES TO FINANCIAL STATEMENTS  
JUNE 30, 2024 AND 2023**

**NOTE 17 FOUNDATION (CONTINUED)**

**Summary of Significant Accounting Policies (Continued)**

Marketable Investments

The Foundation carries investments with readily determinable market values at their fair values in the statements of financial position. Unrealized gains and losses are included in the change in net assets in the accompanying statements of activities.

Receivables

Receivables consists of amounts due from the Foundation's lessee and the University. Uncollectible accounts are written off in the year they are determined to become uncollectible. As needed, the Foundation records an allowance for credit losses from the determination of collectability, which is based on historical bad debt experience, an evaluation of the periodic aging accounts, current economic conditions and reasonable and supportable forecasts. The Foundation believes no allowance for credit losses is necessary as of June 30, 2024 and 2023, respectively.

Fixed Assets

Fixed assets are recorded at cost, if purchased, or estimated fair value, if donated. The Foundation computes depreciation on the straight-line method over the estimated useful lives of the respective assets which ranges from 3 to 7 years for office equipment and vehicles and 29 years for buildings. Useful lives are revised when a change in life expectancy becomes apparent.

Maintenance and repairs are expensed as incurred while major additions and improvements are capitalized. Gains or losses on dispositions of fixed assets are included in current operations as realized.

Bequests and Contributions Receivable

Bequests and contributions receivable consist of bequests and contributions to give stock, cash, and life insurance proceeds. Bequests and contributions to give cash and stock are recorded at fair value. Bequests and contributions to give life insurance proceeds are recorded at the cash surrender value.

All bequests and contributions receivable as of June 30, 2024 and 2023, are, in the opinion of Foundation management, fully collectible.



**GLENVILLE STATE UNIVERSITY  
NOTES TO FINANCIAL STATEMENTS  
JUNE 30, 2024 AND 2023**

**NOTE 17 FOUNDATION (CONTINUED)**

**Summary of Significant Accounting Policies (Continued)**

Contributions In-Kind

Contributions of services are recognized if the services received create or enhance nonfinancial assets, or require specialized skills, are provided by individuals possessing those skills, and would typically need to be purchased if not provided by donation. Contributed services and promises to give services that do not meet the above criteria are not recognized. Contributions of tangible assets and equipment are recognized at fair value when received as determined by appraisal or specialist. Donated space is valued at the current market rate for facilities rented. Contributed services are valued at the estimated cost that would have been incurred if the Foundation were to purchase similar services. The amounts reflected in the accompanying financial statements as contributed services, equipment, and assets are offset by like amounts included in expenses or additions to property and equipment. All gifts-in-kind received by the Foundation for years ended June 30, 2024 and 2023 were considered without donor restrictions and able to be used by the Foundation as determined by the board of directors and management to further the mission of the Foundation.

	2024	2023
Donated Space	\$ -	\$ 17,584
Services	-	30,000
Equipment	3,998	21,745
Fixed Assets	-	256,500
Other	-	6,878
Total	\$ 3,998	\$ 332,707

Land and Other Assets Held for Investment

Contributions of land, mineral rights, works of art, and equipment are carried at their fair or appraisal value determined on the date of the gift. If purchased, they are recorded at cost. From time to time, management reviews these assets for impairment.

Organization Funds Held for Others

Organization funds held for others are used to account for assets held by the Foundation as an agent. These funds are custodial by nature (assets equal liabilities) and do not involve measurement of operations. The funds are held on behalf of Glenville State University, a related party of the Foundation.

The Foundation maintains legal ownership of these funds and, as such, continues to report the funds as assets of the Foundation. However, a liability has been established for the fair value of the funds.

**GLENVILLE STATE UNIVERSITY  
NOTES TO FINANCIAL STATEMENTS  
JUNE 30, 2024 AND 2023**

**NOTE 17 FOUNDATION (CONTINUED)**

**Summary of Significant Accounting Policies (Continued)**

Contributions

Contributions received by the Foundation are recorded at their fair values at the date of such gifts and are reported as an increase in net assets. The Foundation reports gifts of cash and other assets as restricted support if they are received with donor-imposed stipulations that limit the use of the donated assets. When a donor restriction expires, that is when a stipulated time restriction ends or purpose restriction is accomplished, net assets with donor restrictions are reclassified to net assets without donor restrictions and reported in the statements of activities as net assets released from restrictions.

The Foundation records contributions in accordance with professional standards contained in FASB Accounting Standards Codification (ASC) 958-605-25, *Not-for-Profit Entities: Revenue Recognition: Recognition*. Contributions received by the Foundation are reported at their fair values on the date of such gifts.

Lease Accounting

Under ASC 842, a contract is (or contains) a lease if it conveys the right to control the use of an identified asset for a period of time in exchange for consideration. Control is defined under the standard as having both the right to obtain substantially all of the economic benefits from use of the asset and the right to direct the use of the asset. Management only reassesses its determination if the terms and conditions of the contract are changed.

Advertising

It is the policy of the Foundation to expense advertising costs as incurred.

Risks and Uncertainties

A substantial portion of the Foundation's assets consist of investment securities, which are exposed to various risks such as interest rate, credit, and overall market volatility risks. Due to the level of risk associated with certain investment securities, it is reasonably possible that changes in the values of investment securities will occur in the near-term and those changes could materially affect the investments reported in the statements of financial position, and the realized and unrealized gains (losses) in the statements of activities.

**GLENVILLE STATE UNIVERSITY  
NOTES TO FINANCIAL STATEMENTS  
JUNE 30, 2024 AND 2023**

**NOTE 17 FOUNDATION (CONTINUED)**

**Summary of Significant Accounting Policies (Continued)**

New Accounting Standard

In June 2016, the FASB issued ASU 2016-13, *Financial Instruments – Credit Losses (Topic 326): Measurement of Credit Losses on Financial Instruments*. ASU 2016-13 revises the accounting requirements related to the measurement of credit losses and requires organizations to measure all expected credit losses for financial assets based on historical experience, current conditions, and reasonable and supportable forecasts about collectability. Assets must be presented in the financial statements at the net amount expected to be collected. During 2019, the FASB issued additional ASU's amending certain aspects of ASU 2016-13. On July 1, 2023, the Foundation adopted the new accounting standard and all of the related amendments using the modified retrospective method. Adoption of ASC 326 resulted in no impact to the financial statements. The Foundation does not expect ASC 326 to have a significant impact on its financial condition or results of operations on an ongoing basis.

Subsequent Events

Management has evaluated subsequent events through September 3, 2024, the date the financial statements were available to be issued.

**Liquidity and Availability of Financial Assets**

The Foundation's financial assets available for general expenditure within one year after June 30 are as follows:

	<u>2024</u>	<u>2023</u>
Cash and Cash Equivalents	\$ 189,784	\$ 249,178
Investments, at Fair Value	1,026,710	935,312
Related Party Receivables	-	98,474
Total	<u>\$ 1,216,494</u>	<u>\$ 1,282,964</u>

The Foundation's investments held at year-end are considered available for expenditure based on the Foundation's approved spending policy. Under current policy, the distribution shall be a minimum of 5.0% of the endowment portfolio's average market value on June 30 for the three years immediately preceding the establishment of the distributable amount.

As part of the Foundation's liquidity management, the Foundation has adopted investment and spending policies for assets that support the Foundation's mission and purpose, which are best served over the long term through a flow of interest income and an expanding flow of dividends and capital gains. Achieving these desired ends will help preserve the current purchasing power originating with the Foundation's invested funds, and it will not place at risk the principal value of those funds. The overriding investment objective is to earn a real total rate of return (interest and dividend income, plus realized and unrealized appreciation expressed as a percentage of market value, both adjusted for inflation) averaging at least 5.0% per annum, measured over a three-year to five-year period.

**GLENVILLE STATE UNIVERSITY  
NOTES TO FINANCIAL STATEMENTS  
JUNE 30, 2024 AND 2023**

**NOTE 17 FOUNDATION (CONTINUED)**

**Marketable Investments**

Investments are stated at estimated fair value in the financial statements. The following is an analysis of the composition of the Foundation's investments at June 30:

	2024	2023
Marketable Investments:		
Cash, Interest-Bearing	\$ 2,489,439	\$ 1,370,360
Mutual Funds	6,095,313	4,364,311
Bonds	3,492,698	3,085,661
Stocks	10,780,058	10,244,442
Alternatives	1,094,138	847,570
Total Marketable Investments	\$ 23,951,646	\$ 19,912,344

**Fair Value Measurements**

**Determination of Fair Value**

The Foundation uses fair value measurements to record fair value adjustments to certain assets and to determine fair value disclosures. In accordance with the *Fair Value Measurements and Disclosures* Topic of the FASB Accounting Standards Codification, the fair value of a financial instrument is the price that would be received to sell an asset or paid to transfer a liability in an orderly transaction between market participants at the measurement date. Fair value is best determined based upon quoted market prices. However, in many instances, there are no quoted market prices for the Foundation's various financial instruments. In cases where quoted market prices are not available, fair values are based on estimates using present value or other valuation techniques. Those techniques are significantly affected by the assumptions used, including the discount rate and estimates of future cash flows. Accordingly, the fair value estimates may not be realized in an immediate settlement of the instrument.

The fair value guidance provides a consistent definition of fair value, which focuses on exit price in an orderly transaction (that is, not a forced liquidation or distressed sale) between market participants at the measurement date under current market conditions. If there has been a significant decrease in the volume and level of activity for the asset, a change in valuation technique or the use of multiple valuation techniques may be appropriate. In such instances, determining the price at which willing market participants would transact at the measurement date under current market conditions depends on the facts and circumstances and requires the use of significant judgment. The fair value, a reasonable point within the range, is most representative of fair value under current market conditions.

**GLENVILLE STATE UNIVERSITY  
NOTES TO FINANCIAL STATEMENTS  
JUNE 30, 2024 AND 2023**

**NOTE 17 FOUNDATION (CONTINUED)**

**Fair Value Measurements (Continued)**

Fair Value Hierarchy

In accordance with this guidance, the Foundation groups its financial assets generally measured at fair value in three levels, based on markets in which the assets are traded and the reliability of the assumptions used to determine fair value.

*Level 1* – Valuation is based on quoted prices in active markets for identical assets that the Foundation has the ability to access at the measurement date. Level 1 assets generally include debt and equity securities that are traded in an active exchange market. Valuations are obtained from readily available pricing sources for market transactions involving identical assets.

*Level 2* – Valuation is based on inputs other than quoted prices included within Level 1 that are observable for the asset, either directly or indirectly. The valuation may be based on quoted prices for similar assets; quoted prices in markets that are not active; or other inputs that are observable or can be corroborated by observable market data for substantially the full term of the asset.

*Level 3* – Valuation is based on unobservable inputs that are supported by little or no market activity and that are significant to the fair value of the assets. Level 3 assets include financial instruments whose value is determined using pricing models, discounted cash flow methodologies, or similar techniques, as well as instruments for which determination of fair value requires significant management judgment or estimation.

Fair values of assets measured on a recurring basis as of June 30 are as follows:

	2024			Fair Value
	Level 1	Level 2	Level 3	
Investments:				
Total Cash, Interest-Bearing	\$ 2,489,439	\$ -	\$ -	\$ 2,489,439
U.S. Government Obligations	1,781,322	-	-	1,781,322
Corporate Debt Obligations	-	1,711,376	-	1,711,376
Equity Securities	10,780,058	-	-	10,780,058
Mutual Funds	6,095,313	-	-	6,095,313
Total Investments, at Fair Value	<u>\$ 21,146,132</u>	<u>\$ 1,711,376</u>	<u>\$ -</u>	<u>22,857,508</u>
Alternatives:				
Hedge Fund (NAV)				1,094,138
Total Marketable Investments				<u>\$ 23,951,646</u>

**GLENVILLE STATE UNIVERSITY  
NOTES TO FINANCIAL STATEMENTS  
JUNE 30, 2024 AND 2023**

**NOTE 17 FOUNDATION (CONTINUED)**

**Fair Value Measurements (Continued)**

	2023			Fair Value
	Level 1	Level 2	Level 3	
Investments:				
Total Cash, Interest-Bearing	\$ 1,370,360	\$ -	\$ -	\$ 1,370,360
U.S. Government Obligations	1,787,839	-	-	1,787,839
Corporate Debt Obligations	-	1,297,822	-	1,297,822
Equity Securities	10,244,442	-	-	10,244,442
Mutual Funds	4,364,311	-	-	4,364,311
Total Investments, at Fair Value	<u>\$ 17,766,952</u>	<u>\$ 1,297,822</u>	<u>\$ -</u>	<u>19,064,774</u>
Alternatives:				
Hedge Fund (NAV)				847,570
Total Marketable Investments				<u>\$ 19,912,344</u>

**Net Asset Value (NAV) Per Share**

In accordance with the fair value measurements and disclosures guidance, the category, fair value, redemption frequency, and redemption notice period for investments, the fair value of which are estimated using the NAV per share as of June 30 are as follows. There were no unfunded commitments as of June 30, 2024 and 2023.

	Redemption Frequency (If Currently Eligible)	Redemption Notice Period	2024	2023
			\$	\$
Alternatives:				
Hedge Funds*	Various	Various	<u>\$ 1,094,138</u>	<u>\$ 847,570</u>

\*Funds in this category invest in hedge funds to achieve capital appreciation with limited variability of returns.

**Fixed Assets**

Fixed assets consist of the following as of June 30:

	2024	2023
Land Improvements, Nondepreciable	\$ 580,903	\$ 580,903
Buildings	3,328,357	3,328,357
Office Equipment	38,790	38,790
Vehicles	270,007	270,007
Construction in Progress	792,317	-
Total	<u>5,010,374</u>	<u>4,218,057</u>
Less: Accumulated Depreciation	<u>(1,335,999)</u>	<u>(1,176,652)</u>
Fixed Assets, Net	<u>\$ 3,674,375</u>	<u>\$ 3,041,405</u>

Depreciation expense for the years ended June 30, 2024 and 2023, was \$159,347 and \$151,012, respectively.

**GLENVILLE STATE UNIVERSITY  
NOTES TO FINANCIAL STATEMENTS  
JUNE 30, 2024 AND 2023**

**NOTE 17 FOUNDATION (CONTINUED)**

**Land and Other Assets Held for Investment**

Land and other assets held for investment consist of the following as of June 30:

	<u>2024</u>	<u>2023</u>
Land and Mineral Rights	\$ 270,031	\$ 270,031
Works of Art	20,000	20,000
Storage Equipment	1,000	1,000
Total	<u>\$ 291,031</u>	<u>\$ 291,031</u>

If facts and circumstances suggest that land and other assets held for investment may be impaired, the carrying value is reviewed for recoverability. If this review indicates that the carrying value of the asset will not be recovered, the carrying value is reduced to its estimated fair value through an impairment loss. During the years ended June 30, 2024 and 2023, there was no impairment loss recognized.

**Loan Payable**

Loan payable consists of the following as of June 30:

	<u>2024</u>	<u>2023</u>
Loan payable to United Bank, Inc. for \$3,530,000. Payments are to be made in monthly installments of \$15,247 including a fixed interest rate of 3.19% and matures June 27, 2024. The Foundation entered into a Change in Terms agreement with United Bank, Inc. which extended the loan to mature on September 27, 2024 with the same payment and interest rate. The loan is collateralized by a first deed of trust on Building A located at 921 Mineral Road and the assignment of all lease agreements.	\$ 2,714,420	\$ 2,807,629
Less: Current Portion of Loan Payable	<u>(2,714,420)</u>	<u>(2,807,629)</u>
Net Long-Term Portion	<u>\$ -</u>	<u>\$ -</u>

Scheduled principal payments for long-term debt are as follows:

<u>Year Ending June 30,</u>	<u>Amortization</u>
2025	<u>2,714,420</u>
Total	<u>\$ 2,714,420</u>

**Related-Party Transactions**

The Foundation entered into an operating lease agreement effective November 18, 2009 with Glenville State University for the Alumni House, a 3,780 square feet building located at 213 North Court Street. The lease is receivable in annual installments of \$1 and expires on June 30, 2049.

**GLENVILLE STATE UNIVERSITY  
NOTES TO FINANCIAL STATEMENTS  
JUNE 30, 2024 AND 2023**

**NOTE 17 FOUNDATION (CONTINUED)**

**Related-Party Transactions (Continued)**

The Foundation entered into an operating lease agreement effective July 1, 2013 with the Glenville State University Board of Governors for 2.74 acres of a 76.2 acre tract. The lease is receivable in annual installments of \$1 and expires on June 30, 2043.

The Foundation entered into a lease agreement effective July 1, 2013 with Glenville State University Board of Governors for 18,000 square feet of the second floor of the Waco Center's Building A. The lease is receivable in annual installments of \$1 and expires on June 30, 2043 at which time the lease provides for the transfer of ownership of Building A to the University.

The Foundation entered into a line of credit agreement effective May 15, 2019 with Glenville State University for up to \$1,000,000. The line of credit has an interest rate of 4% per annum. As of June 30, 2024 and 2023, the University owed the Foundation \$0- on this line of credit.

**Leases – Lessor**

The Foundation entered into a cancellable operating lease with WVU Medicine for 10,585 square feet of the first floor of the Waco Center's Building A which was effective November 15, 2021 and shall expire on November 14, 2031 with the right to renew for five additional five year terms. The minimum lease receivable for the first five years is \$17,642 per month (\$211,704 per year) which each succeeding five-year period being readjusted, but at no time exceeding a 2.5% increase per year.

The cost of the space was \$889,638 at June 30, 2024 and 2023, respectively. Accumulated depreciation on the space was \$306,722 and \$276,095 at June 30, 2024 and 2023, respectively.

**Administrative Fee Assessment**

As provided by the West Virginia Code, the Foundation is entitled to charge an administrative fee for the management of the various assets held in trust. For the years ended June 30, 2024 and 2023, the Foundation charged an administrative fee sufficient to cover operating expenses of \$278,073 and \$259,522, respectively. For financial statement purposes, the administrative fee income assessed by the Foundation is netted against the administrative fee expense recognized by the funds. These amounts net to zero, and no income or expense is reported.



**GLENVILLE STATE UNIVERSITY  
NOTES TO FINANCIAL STATEMENTS  
JUNE 30, 2024 AND 2023**

**NOTE 17 FOUNDATION (CONTINUED)**

**Concentrations**

The Foundation places its cash with local high-credit quality financial institutions under normal financial arrangements. During the year ended June 30, 2024, the Foundation's cash balances periodically exceeded the FDIC insured deposit limit of \$250,000.

**Endowment Funds**

The Foundation's endowment funds consist of individual funds established by donors for a variety of purposes, including scholarships and Foundation specified projects. Endowment assets include those assets of donor restricted funds that the Foundation must hold in perpetuity. As required by accounting principles generally accepted in the United States of America, net assets associated with endowment funds are classified and reported based on the existence or absence of donor-imposed restrictions.

The Foundation has adopted investment and spending policies for endowment assets that support the Foundation's mission and purpose which are best served over the long term through a flow of interest income and an expanding flow of dividends and capital gains. Achieving these desired ends will help preserve the current purchasing power originating with the Foundation's invested funds, and it will not place at risk the principal value of those funds. The overriding investment objective is to earn a real total rate of return (interest and dividend income, plus realized and unrealized appreciation expressed as a percentage of market value, both adjusted for inflation) averaging at least 5.0% per annum, measured over a three-year to five-year period.

The permanent nature of the endowment funds requires that the Board of Directors work to maintain the purchasing power of endowment assets into perpetuity. To accomplish this, the Foundation links its investment objectives with its spending policy. The goal is to ensure that funds currently available from the endowment will provide the same level of support to Glenville State University, both now and in the future.

In an effort to protect the endowment funds, meet current spending needs, and provide long-term growth, the Foundation has established the following spending policy. This policy is designed to meet two objectives:

- To release as much current income as possible in a steady and consistent stream; and,
- To protect the value of the endowment assets against inflation so as to allow University programs, at a minimum, to be supported at today's level far into the future.

**GLENVILLE STATE UNIVERSITY  
NOTES TO FINANCIAL STATEMENTS  
JUNE 30, 2024 AND 2023**

**NOTE 17 FOUNDATION (CONTINUED)**

**Endowment Funds (Continued)**

The portfolio encompassing endowment funds generates a total investment return consisting of four components: interest income, dividend income, realized capital gains, and unrealized capital appreciation measured by growth in market value. A portion of this total investment return on the portfolio is to be distributed to all endowment accounts to be expended annually in support of the needs of the Foundation and the University in conformity with the purposes and restrictions on each specific account. The total investment return is to be calculated on June 30 of each year.

The annual amount to be distributed to endowment accounts during the fiscal year beginning each July 1 shall be the minimum of 5.0% of the endowment portfolio's average market value on June 30 for the three years immediately preceding the establishment of the distributable amount.

The Board of Directors of the Foundation has interpreted the West Virginia Uniform Prudent Management of Institutional Funds Act (UPMIFA) as requiring the preservation of the fair value of the original gift as of the gift date of the donor restricted endowment funds absent explicit donor stipulations to the contrary. As a result of this interpretation, the Foundation classifies as net assets with donor restrictions: (1) the original value of gifts donated to the endowment, (2) the original value of subsequent gifts to the endowment, and (3) accumulations to the endowment made in accordance with the direction of the applicable donor gift instrument at the time the accumulation is added to the fund. These funds are classified as net assets with donor restrictions until they are appropriated for expenditure by the organization in a manner consistent with the standard of prudence prescribed by UPMIFA. In accordance with UPMIFA, the Foundation considers the following factors in making a determination to appropriate or accumulate donor restricted endowment funds: the duration and preservation of the fund, the purposes of the Foundation and the donor restricted endowment fund, general economic conditions, the possible effect of inflation and deflation, the expected total return from income and the appreciation of investments, and other resources of the Foundation.

The endowment net assets consisted of the following types of funds as of June 30:

	<u>2024</u>	<u>2023</u>
Without Donor Restrictions	\$ 418,034	\$ 369,549
With Donor Restrictions	<u>19,264,870</u>	<u>16,946,727</u>
Total	<u>\$ 19,682,904</u>	<u>\$ 17,316,276</u>

**GLENVILLE STATE UNIVERSITY  
NOTES TO FINANCIAL STATEMENTS  
JUNE 30, 2024 AND 2023**

**NOTE 17 FOUNDATION (CONTINUED)**

**Endowment Funds (Continued)**

Change in endowment net assets for the years ended June 30 are as follows:

	Without Donor Restrictions	With Donor Restrictions	Total
Endowment Funds -			
June 30, 2022	\$ 338,449	\$ 14,382,081	\$ 14,720,530
Bequest and Contributions	-	1,517,469	1,517,469
Investment Return	37,883	1,651,620	1,689,503
Expenditures	(6,783)	(607,938)	(614,721)
Change to Endowment	-	3,495	3,495
Endowment Funds -			
June 30, 2023	369,549	16,946,727	17,316,276
Bequest and Contributions	-	358,046	358,046
Investment Return	51,701	2,373,105	2,424,806
Expenditures	(3,216)	(605,710)	(608,926)
Change to Endowment	-	192,702	192,702
Endowment Funds -			
June 30, 2024	<u>\$ 418,034</u>	<u>\$ 19,264,870</u>	<u>\$ 19,682,904</u>

From time to time, the fair value of assets associated with individual donor restricted endowment funds may fall below the level that the donor contributed. As of June 30, 2024, deficiencies of this nature exist in 9 donor-restricted endowment funds, which together have an original gift amount of \$516,824, a current fair value of \$458,455, and a deficiency of \$58,369. As of June 30, 2023, deficiencies of this nature exist in 60 donor-restricted endowment funds, which together have an original gift amount of \$8,097,456, a current fair value of \$7,760,345, and a deficiency of \$337,111. These deficiencies resulted from unfavorable market fluctuations and continued appropriation to certain programs that was deemed prudent by the Board of Directors.

In accordance with the Foundation's policy for underwater endowment funds, endowment funds with a market value below corpus gift value of 0%-9% will provide a payout of 3%, endowment funds with a market value below corpus gift value of 10%-19% will provide a payout of 2%, and endowment funds with a market value below corpus gift value of more than 20% will not provide a payout.

**Net Assets With Donor Restrictions**

	2024	2023
Donor-restricted net assets available for grants, scholarships, and donor-designated charitable purposes for the benefit of Glenville State University, and net assets intended to be held in perpetuity	<u>\$ 24,522,994</u>	<u>\$ 20,417,638</u>

**GLENVILLE STATE UNIVERSITY  
NOTES TO FINANCIAL STATEMENTS  
JUNE 30, 2024 AND 2023**

**NOTE 17 FOUNDATION (CONTINUED)**

**Functional Expense**

Expenses are allocated among program services, management and general, and fundraising based on the purposes for which the expenses have been incurred. The Foundation incurs certain joint costs which are not specifically attributable to a particular component of activities. These costs include salaries and wages, depreciation, interest, and certain office and occupancy expenses. Joint costs are allocated on the basis of estimates of time and effort, square footage, or purposes for which the expenses have been incurred. For the years ended June 30 the following tables present operating expenses within both natural and functional classifications:

	2024			
	Program Services	Management and General	Fundraising	Total
Expenditures for Benefit of Glenville State University	\$ 1,535,907	\$ -	\$ -	\$ 1,535,907
Scholarships	904,545	-	-	904,545
Salaries and Wages	42,539	85,079	85,079	212,697
Legal, Consulting, and Accounting	-	18,250	-	18,250
Investment Management Fee	-	139,353	-	139,353
Miscellaneous	-	23,770	5,942	29,712
Promotions and Publications	36,623	-	4,069	40,692
Office	1,093	1,093	3,277	5,463
Travel and Advancement	9,543	-	14,315	23,858
Memberships and Subscriptions	32	32	96	160
Insurance	13,600	13,600	-	27,200
Interest	44,876	44,876	-	89,752
Depreciation	79,674	79,673	-	159,347
Annual Fund	-	971	8,740	9,711
Alumni	7,435	1,859	-	9,294
Database Management	21,200	10,600	21,200	53,000
Total Expenses	<u>\$ 2,697,067</u>	<u>\$ 419,156</u>	<u>\$ 142,718</u>	<u>\$ 3,258,941</u>

	2023			
	Program Services	Management and General	Fundraising	Total
Expenditures for Benefit of Glenville State University	\$ 3,121,529	\$ -	\$ -	\$ 3,121,529
Scholarships	726,001	-	-	726,001
Salaries and Wages	34,798	69,595	69,595	173,988
Legal, Consulting, and Accounting	-	17,850	-	17,850
Investment Management Fee	-	120,338	-	120,338
Miscellaneous	-	19,233	4,808	24,041
Promotions and Publications	31,617	-	3,513	35,130
Office	782	782	2,344	3,908
Travel and Advancement	9,143	-	13,714	22,857
Memberships and Subscriptions	32	32	96	160
Insurance	10,127	10,128	-	20,255
Interest	46,114	46,114	-	92,228
Depreciation	75,506	75,506	-	151,012
Meals and Meetings	-	400	-	400
Annual Fund	-	776	6,982	7,758
Alumni	6,962	1,740	-	8,702
Database Management	15,467	7,733	15,467	38,667
Total Expenses	<u>\$ 4,078,078</u>	<u>\$ 370,227</u>	<u>\$ 116,519</u>	<u>\$ 4,564,824</u>

**GLENVILLE STATE UNIVERSITY  
SCHEDULE OF PROPORTIONATE SHARE OF NET PENSION LIABILITY  
LAST TEN FISCAL YEARS\***

	2023	2022	2021	2020	2019	2018	2017	2016	2015	2014
University's Proportionate Share as a Percentage of Net Pension Liability	0.005941 %	0.014922 %	0.020193 %	0.023529 %	0.024200 %	0.030098 %	0.045449 %	0.039778 %	0.043056 %	0.525160 %
University's Proportionate Share	\$ 136,014	\$ 383,804	\$ 315,572	\$ 757,855	\$ 719,991	\$ 939,737	\$ 1,570,250	\$ 1,634,806	\$ 1,492,000	\$ 1,811,863
State's Proportionate Share	<u>277,761</u>	<u>855,035</u>	<u>705,562</u>	<u>1,646,732</u>	<u>1,738,186</u>	<u>2,434,910</u>	<u>3,472,445</u>	<u>3,113,871</u>	<u>3,404,353</u>	<u>4,093,721</u>
Total Proportionate Share	<u>\$ 413,775</u>	<u>\$ 1,238,839</u>	<u>\$ 1,021,134</u>	<u>\$ 2,404,587</u>	<u>\$ 2,458,177</u>	<u>\$ 3,374,647</u>	<u>\$ 5,042,695</u>	<u>\$ 4,748,677</u>	<u>\$ 4,896,353</u>	<u>\$ 5,905,584</u>
University's Covered Employee Payroll	\$ 141,480	\$ 208,261	\$ 423,045	\$ 584,406	\$ 650,657	\$ 700,282	\$ 921,675	\$ 907,360	\$ 1,028,446	\$ 1,305,234
University's Proportionate Share as a Percentage of Covered Payroll	96 %	184 %	75 %	130 %	111 %	134 %	170 %	180 %	145 %	139 %
University's Plan Fiduciary Net Position as a Percentage of Total Pension Liability	80.42 %	77.78 %	86.38 %	70.89 %	72.64 %	71.20 %	67.85 %	65.57 %	66.25 %	65.95 %

There are no factors that affect trends in the amounts reported, such as a change of benefit terms or assumptions. With only seven years reported in the required supplementary information, there is no additional information to include in notes. Information, if necessary, can be obtained from the CPRB Annual Comprehensive Financial Report.

\*This schedule is intended to show information for 10 years. Additional years will be displayed as they become available.

**GLENVILLE STATE UNIVERSITY  
SCHEDULE OF EMPLOYER PENSION CONTRIBUTIONS  
LAST TEN FISCAL YEARS\***

	<u>2023</u>	<u>2022</u>	<u>2021</u>	<u>2020</u>	<u>2019</u>	<u>2018</u>	<u>2017</u>	<u>2016</u>	<u>2015</u>	<u>2014</u>
Actuarially Determined Contribution	\$ 26,884	\$ 72,076	\$ 84,273	\$ 109,138	\$ 104,835	\$ 133,576	\$ 188,148	\$ 166,922	\$ 239,000	\$ 239,000
Actual Contribution	<u>26,884</u>	<u>72,076</u>	<u>84,273</u>	<u>109,138</u>	<u>104,835</u>	<u>133,576</u>	<u>188,146</u>	<u>154,213</u>	<u>195,785</u>	<u>241,922</u>
Contribution Deficiency (Excess)	<u>\$ -</u>	<u>\$ -</u>	<u>\$ -</u>	<u>\$ -</u>	<u>\$ -</u>	<u>\$ -</u>	<u>\$ 2</u>	<u>\$ 12,709</u>	<u>\$ 43,215</u>	<u>\$ (2,922)</u>
Covered Payroll	\$ 141,480	\$ 208,261	\$ 423,045	\$ 584,406	\$ 650,657	\$ 700,282	\$ 921,675	\$ 907,360	\$ 1,028,446	\$ 1,305,234
Actual Contribution as a Percentage of Covered Payroll	19.00 %	34.61 %	19.92 %	18.68 %	16.11 %	19.07 %	20.41 %	17.00 %	19.04 %	18.53 %

\*This schedule is intended to show information for 10 years. Additional years will be displayed as they become available.

**GLENVILLE STATE UNIVERSITY  
SCHEDULES OF PROPORTIONATE SHARE OF NET OPEB LIABILITY  
YEARS ENDED JUNE 30, 2024 AND 2023**

	<u>2023</u>	<u>2022</u>	<u>2021</u>	<u>2020</u>	<u>2019</u>	<u>2018</u>	<u>2017</u>
University's Proportionate Share as a Percentage of Net OPEB Liability	0.16380793 %	0.16436527 %	0.18350980 %	0.17736108 %	0.18129702 %	0.18746617 %	0.17441669 %
University's Proportionate Share	\$ (259,225)	\$ 182,937	\$ (54,566)	\$ 783,389	\$ 3,007,958	\$ 4,021,967	\$ 4,288,887
State's Proportionate Share	<u>(110,645)</u>	<u>62,667</u>	<u>(10,744)</u>	<u>173,220</u>	<u>615,562</u>	<u>831,233</u>	<u>880,942</u>
Total Proportionate Share	<u>\$ (369,870)</u>	<u>\$ 245,604</u>	<u>\$ (65,310)</u>	<u>\$ 956,609</u>	<u>\$ 3,623,520</u>	<u>\$ 4,853,200</u>	<u>\$ 5,169,829</u>
University's Covered Employee Payroll	\$ 2,530,988	\$ 2,583,424	\$ 3,778,891	\$ 3,037,569	\$ 3,490,320	\$ 3,844,357	\$ 3,835,528
University's Proportionate Share as a Percentage of Covered Payroll	(10.24)%	7.08 %	(1.44)%	25.79 %	86.18 %	104.62 %	111.82 %
University's Plan Fiduciary Net Position as a Percentage of Total OPEB Liability	109.66 %	93.59 %	101.81 %	73.49 %	39.69 %	30.98 %	25.10 %

There are no factors that affect trends in the amounts reported, such as a change of benefit terms or assumptions. With only four years reported in the required supplementary information, there is no additional information to include in notes. Information, if necessary, can be obtained from the West Virginia Retiree Benefit Health Benefit Trust Fund Audited Schedules of Employer Other Postemployment Benefits Allocations and Other Postemployments Benefits Amounts by Employer.

\*These schedules are intended to show information for 10 years. Additional years will be displayed as they become available.

**GLENVILLE STATE UNIVERSITY  
SCHEDULE OF EMPLOYER OPEB CONTRIBUTIONS  
YEARS ENDED JUNE 30, 2024 AND 2023**

	<u>2023</u>	<u>2022</u>	<u>2021</u>	<u>2020</u>	<u>2019</u>	<u>2018</u>	<u>2017</u>
Actuarially Determined Contribution	\$ 164,275	\$ 193,253	\$ 326,238	\$ 334,645	\$ 373,523	\$ 373,889	\$ 358,249
Actual Contribution	<u>164,275</u>	<u>193,253</u>	<u>326,238</u>	<u>334,645</u>	<u>373,523</u>	<u>373,889</u>	<u>358,249</u>
Contribution Deficiency	<u>\$ -</u>	<u>\$ -</u>	<u>\$ -</u>	<u>\$ -</u>	<u>\$ -</u>	<u>\$ -</u>	<u>\$ -</u>
Covered Employee Payroll	\$ 2,530,988	\$ 2,583,424	\$ 3,778,891	\$ 3,037,569	\$ 3,490,320	\$ 3,844,357	\$ 3,835,528
Actual Contribution as a Percentage of Covered Employee Payroll	6.49 %	7.48 %	8.63 %	11.02 %	10.70 %	9.73 %	9.34 %

\*These schedules are intended to show information for 10 years. Additional years will be displayed as they become available.





**INDEPENDENT AUDITORS' REPORT ON INTERNAL CONTROL OVER  
FINANCIAL REPORTING AND ON COMPLIANCE AND OTHER MATTERS  
BASED ON AN AUDIT OF FINANCIAL STATEMENTS PERFORMED  
IN ACCORDANCE WITH GOVERNMENT AUDITING STANDARDS**

Board of Governors  
Glennville State University  
Glennville, West Virginia

We have audited, in accordance with the auditing standards generally accepted in the United States of America and the standards applicable to financial audits contained in *Government Auditing Standards* issued by the Comptroller General of the United States, the financial statements of the business-type activities of Glennville State University (the University), a component unit of the West Virginia Higher Education Fund, as of and for the year ended June 30, 2024, and the related notes to the financial statements, which collectively comprise the University's basic financial statements, and have issued our report thereon dated October 14, 2024. Our report includes a reference to other auditors who audited the financial statements of the Glennville State University Foundation, Inc. as described in our report on the University's financial statements. The financial statements of the Glennville State University Foundation, Inc. were not audited in accordance with *Government Auditing Standards*.

***Report on Internal Control Over Financial Reporting***

In planning and performing our audit of the financial statements, we considered the University's internal control over financial reporting (internal control) as a basis for designing audit procedures that are appropriate in the circumstances for the purpose of expressing our opinions on the financial statements, but not for the purpose of expressing an opinion on the effectiveness of the University's internal control. Accordingly, we do not express an opinion on the effectiveness of the University's internal control.

A *deficiency in internal control* exists when the design or operation of a control does not allow management or employees, in the normal course of performing their assigned functions, to prevent, or detect and correct, misstatements on a timely basis. A *material weakness* is a deficiency, or a combination of deficiencies, in internal control, such that there is a reasonable possibility that a material misstatement of the entity's financial statements will not be prevented, or detected and corrected, on a timely basis. A *significant deficiency* is a deficiency, or a combination of deficiencies, in internal control that is less severe than a material weakness, yet important enough to merit attention by those charged with governance.

Our consideration of internal control was for the limited purpose described in the first paragraph of this section and was not designed to identify all deficiencies in internal control that might be material weaknesses or significant deficiencies and therefore, material weaknesses or significant deficiencies may exist that were not identified. We identified a certain deficiency in internal control, described in the accompanying schedule of findings and responses as item 2024-001 that we consider to be a material weakness.

**Report on Compliance and Other Matters**


As part of obtaining reasonable assurance about whether the University’s financial statements are free from material misstatement, we performed tests of its compliance with certain provisions of laws, regulations, contracts, and grant agreements, noncompliance with which could have a direct and material effect on the financial statements. However, providing an opinion on compliance with those provisions was not an objective of our audit, and accordingly, we do not express such an opinion. The results of our tests disclosed no instances of noncompliance or other matters that are required to be reported under *Government Auditing Standards*.

**Glennville State University’s Response to Findings**

*Government Auditing Standards* requires the auditor to perform limited procedures on the University’s response to the finding identified in our audit and described in the accompanying schedule of findings and responses. The University’s response was not subjected to the other auditing procedures applied in the audit of the financial statements and, accordingly, we express no opinion on the response.

**Purpose of This Report**

The purpose of this report is solely to describe the scope of our testing of internal control and compliance and the results of that testing, and not to provide an opinion on the effectiveness of the entity’s internal control or on compliance. This report is an integral part of an audit performed in accordance with *Government Auditing Standards* in considering the entity’s internal control and compliance. Accordingly, this communication is not suitable for any other purpose.



**CliftonLarsonAllen LLP**

King of Prussia, Pennsylvania  
October 14, 2024

**GLENVILLE STATE UNIVERSITY  
SCHEDULE OF FINDINGS AND RESPONSES  
YEARS ENDED JUNE 30, 2024 AND 2023**

**2024-001**

**Type of Finding:** Material Weakness in Internal Control over Financial Reporting

**Condition:** Management is unable to provide a complete trial balance from the Oasis system and has to post manual entries to capture certain financial activity not recorded in the general ledger.

**Criteria or Specific Requirement:** Management's responsibilities include exercising oversight responsibility for significant financial reporting processes, including controls over procedures used to enter transaction totals into the general ledger; initiate, authorize, record and process journal entries into the general ledger; record recurring and nonrecurring adjustments to the financial statements and safeguarding University assets. Internal controls should be in place to provide reasonable assurance that financial statements are prepared in accordance with U.S. GAAP.

**Effect:** By not recording all transactions in one general ledger system, there is an increased likelihood that transactions could be incorrectly omitted from the general ledger.

**Cause:** Management should ensure all financial activity is under the control of the general ledger.

**Recommendation:** We recommend the University evaluate its process for capturing all financial activity in the general ledger.

**Repeat Finding:** This is a repeat finding (2023-001).

**Views of Responsible Officials and Planned Corrective Actions:** Management agrees with the finding and will evaluate their process for capturing all financial activity in the general ledger.



CLA (CliftonLarsonAllen LLP) is a network member of CLA Global. See [CLAGlobal.com/disclaimer](http://CLAGlobal.com/disclaimer). Investment advisory services are offered through CliftonLarsonAllen Wealth Advisors, LLC, an SEC-registered investment advisor.