




HOW TO APPLY FOR HOUSING

Glenville State University Residence Life



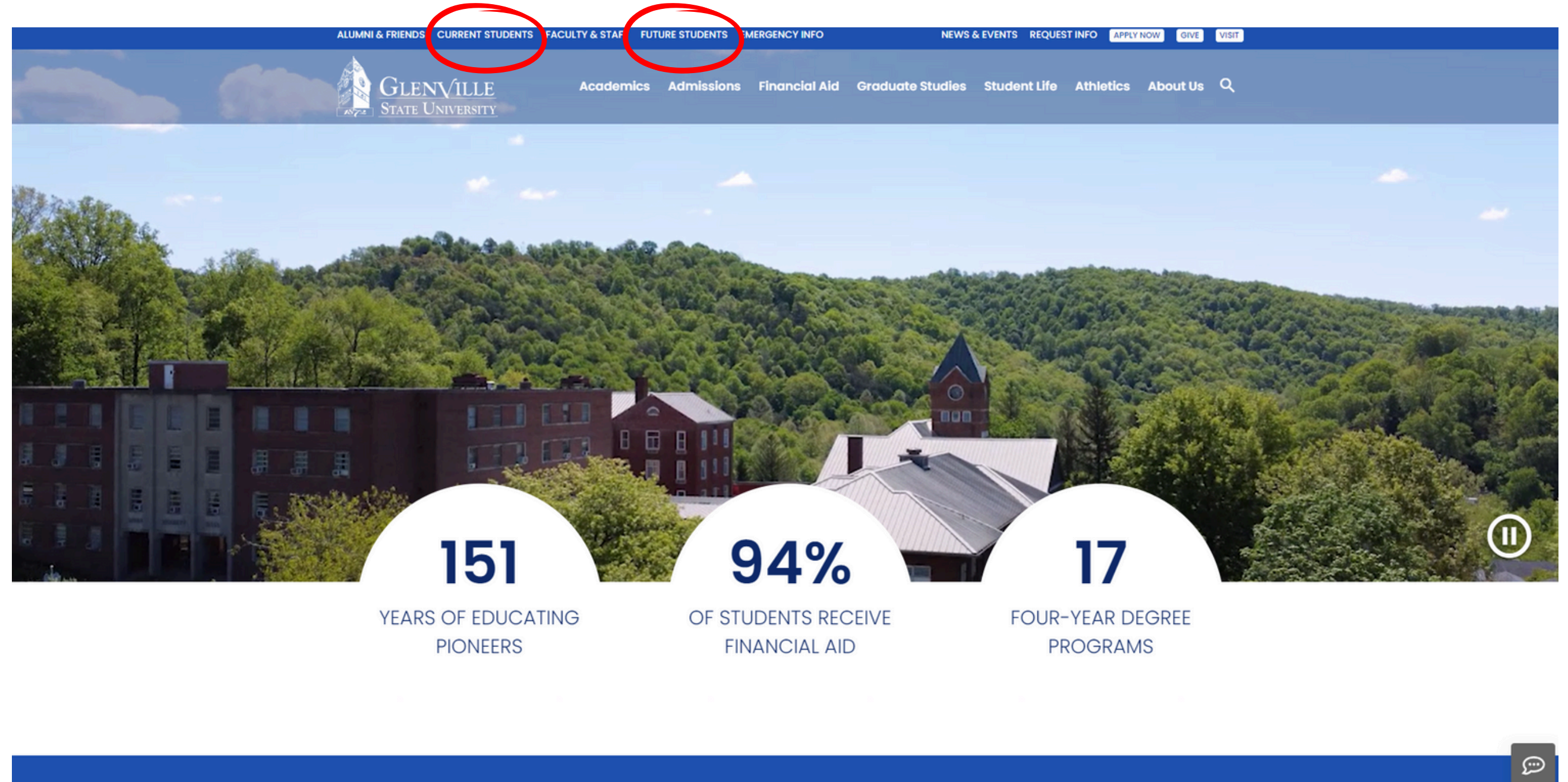
QR Code for Housing Application



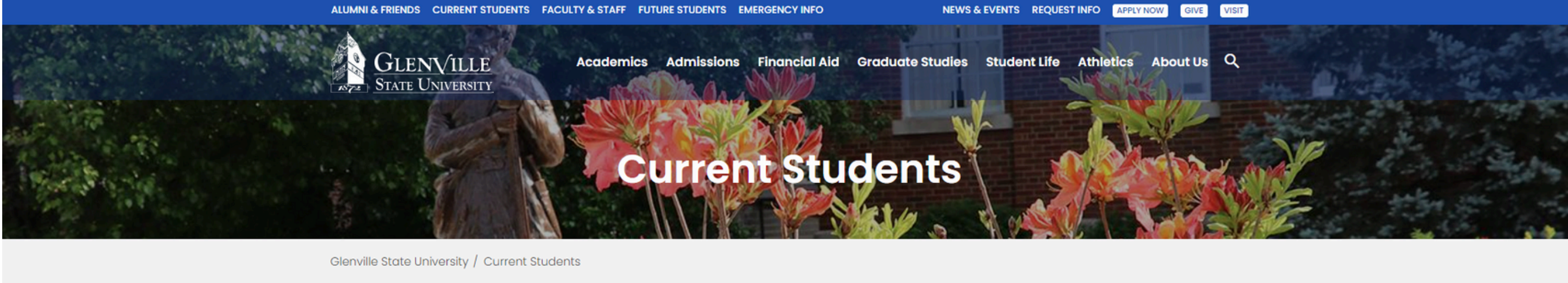
Finding Housing Application on GSUs Website:

Go to Glenville.edu

Select **“Current Students”** or **“Future Students”** at the top banner of the page



Select **“Housing”** underneath the **“About the School”** column



Technology

Critical Info

- [Academic Calendars](#)
- [ADA Compliance](#)
- [Academic Disability Services](#)
- [Brightspace](#)
- [Calendar of Events](#)
- [Catalog](#)
- [Costs](#)
- [Course Materials - Textbooks](#)
- [Degrees](#)
- [DegreeWorks FAQ](#)
- [Directory](#)
- [Direct Deposit Authorization PDF](#)
- [EdNet](#)
- [Email](#)
- [Emergency Information](#)
- [Final Exam Schedules](#)
- [Financial Aid](#)
- [Inclement Weather Policy PDF](#)
- [Net Price Calculator](#)

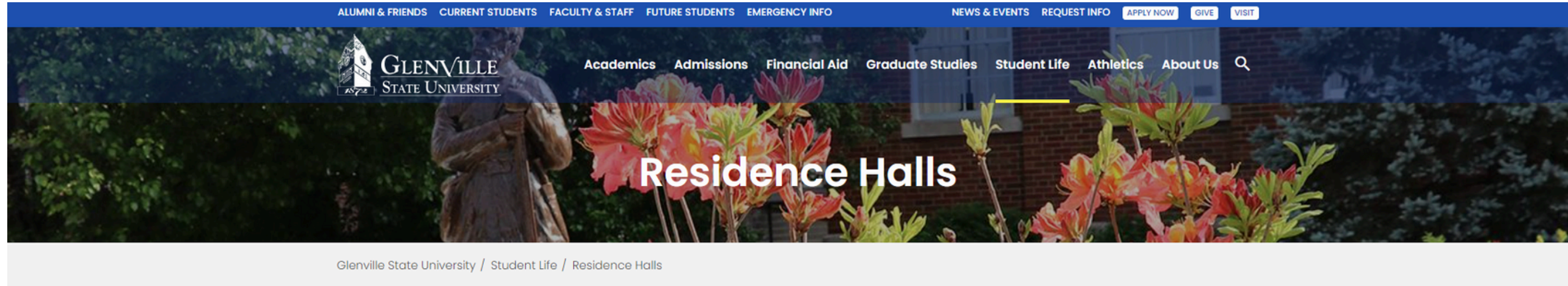
About the School

- [Accessible Entrances](#)
- [Campus Map](#)
- [Dining](#)
- [Health Center](#)
- [Housing](#)
- [Library](#)
- [Pioneer Campus Store](#)
- [Phoenix \(Student Newspaper\)](#)
- [Physical Plant/Facilities](#)
- [Post Office](#)
- [Public Safety](#)
- [Quick Facts](#)
- [Shuttle Service](#)
- [Technology](#)

Academic Departments

- [Business](#)
- [Criminal Justice](#)

Select “Forms” underneath the “Student Life” Column




Student Life


- Residence Life
- Academic Success Center
- Bookstore
- Computer Access
- Counseling Center
- Dining Services
- Fitness Facilities
- Forms**
- Health Center
- Multicultural Affairs
- Pioneer Media

Residential Facilities at GSU

Tour Our Residential Facilities!



Goodwin Hall

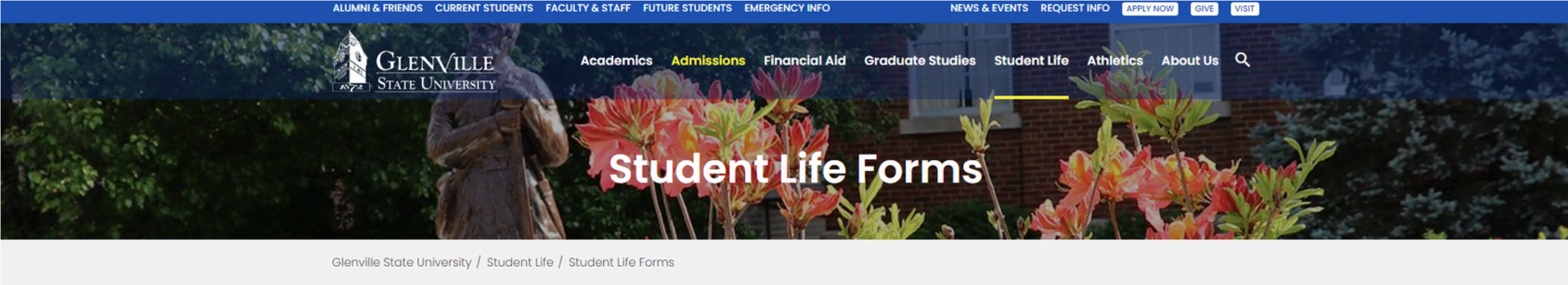


Pioneer Village

Living on campus increases your chances of achieving academic and personal success. Several studies on the effects of residence hall living have been conducted throughout the United States and illustrate the importance of living on campus. A summary of this research (Pascarella and Terenzini, 2005) points toward the following positive effects of living in the residence halls during one's college years:



Select **“On-Campus Housing Application”** underneath **“Housing Applications”**



Student Life
Forms
Academic Success Center
Bookstore
Computer Access
Counseling Center
Dining Services
Fitness Facilities
Health Center
Multicultural Affairs
Pioneer Media
Pioneer eSports

Housing Applications

- [On-Campus Housing Application](#)
- [Off-Campus Housing Application](#)
 - [Commuter Status Verification Form](#)

Events and Fundraising

- [Student Organization Event Request Form](#)
- [Student Organization Fundraiser Request Form](#)
- [Foundation Fund Request Form](#)
- [General Use Deposit Slip](#)

Current Student Organizations

- [Student Organization Guidelines](#)
- [Student Organization Classifications](#)
- [Student Organization Advisor Responsibilities](#)
- [Student Organization Semester Registration](#)
- [Student Organization Goals and Objectives](#)
- [Student Organization Semester Service Report](#)





Log-in Information

Username:

The 8 digits of your student ID number

Password:

Your password is the first letter of your first name capitalized, followed by your birthday in the format of DDMMYY, and then the first letter of your last name lower case. For example, if your name is John Smith and your birthday is December 31, 1989 your password would be J311289s.

Sign in to your account

Students:
Username: ID Number
Password is your campus computer password

Faculty/Staff:
Username: Firstname.Lastname
Password is your campus computer password

For log-in assistance:
Contact the Office of Technology at (304) 462-6140.

Username

Password

[Sign In](#)

For log-in assistance, please contact the Office of Technology at (304) 462-6140

Select "Housing Application"



Home

Hi Eli Anderson Lake!

Your Home Away From Home

Living on campus is an exciting part of the college experience and is proven to increase both academic and personal student success. GSU has three residential facilities that offer different styles of living that are both inclusive and safe.



Select **“Apply”** for Academic Year 2024-2025

Term Selector

Click the "Apply" button to begin your housing application for the 2024-2025 academic year. The dates listed below correspond with the first day of Fall classes and the last day of Spring classes.

Academic Year 2024-2025

(8/19/2024 - 5/10/2025)

Apply



Glenville State University
200 High Street
Glenville, WV 26351
Telephone: 304-462-7361
Admissions: 800-924-2010
admissions@glenville.edu

Select “Start Application”

- Home page
- Personal Details
- Housing Contract and Student Handbook
- Roommate Matching Questionnaire
- New and Returner Roommate Groups
- Outside of Room Selection Window

Welcome Home

Our Mission

Residential Life enhances students’ personal, interpersonal, and intellectual growth by creating safe and inclusive environments, producing innovative programs and services, and fostering meaningful relationships.

Housing Assignments and Availability

Rooms are available on a first come, first served basis. Applications will be processed in date and time order of submission. While you can list preferences for room types, assignment to your preferred room listed on your application is not guaranteed. Make sure to complete your application early to have the best chance to receive your preferred room.

Because of the many changes in occupancy, the University cannot guarantee neither an assignment to a particular residential facility or room nor continuation of any single room for any given contract period. If scattered vacancies exist in the residence hall, residents without roommates may be required to move together (consolidate), be assigned a new roommate, or be given the opportunity to pay the single room rate and occupy the double **as deemed appropriate by Residence Life**, if no single rooms exist. Residence Life has the right to assign, reassign, and adjust occupancy of rooms at any time.

Start Application

Before proceeding, you must fill out the information requested via dropdown box!

If you do not select anything, it will not let you continue.

Housing Accommodation Information

Do you have a documented disability in which you would benefit from an accessible room on campus? Contact Chelsea Stickelman at 304-462-6051 for information regarding ADA including Emotional Support Animals and other accommodations.

Meal Plan Accommodation Information

Do you have a documented disability that would prevent you from eating in the dining hall? Please contact Chelsea Stickelman (see phone number above) for more information regarding meal plan accommodations. By selecting "yes" below, you will not be required to choose a meal plan at this time. However, if it is determined after review that you can eat at the cafeteria, a meal plan will be assigned to you by the University.

Meal Plan Accommodation

 ⓘ

Gender Inclusive Housing

Traditionally, housing assignments are configured based on sex assigned at birth. Glenville State University is committed to fostering equity where the University will celebrate the span of human diversity across national origins, religions, cultures, gender, and underserved and historically underrepresented populations.

If you would like to have a housing assignment that is different from your sex-at-birth, please reach out to the Glenville State University Office of Residence Life at res.life@glenville.edu or by calling (304) 462-6298.

As housing applications are processed on a first come first served basis, you may proceed with the housing application while waiting for a response from the Office of Residence Life.



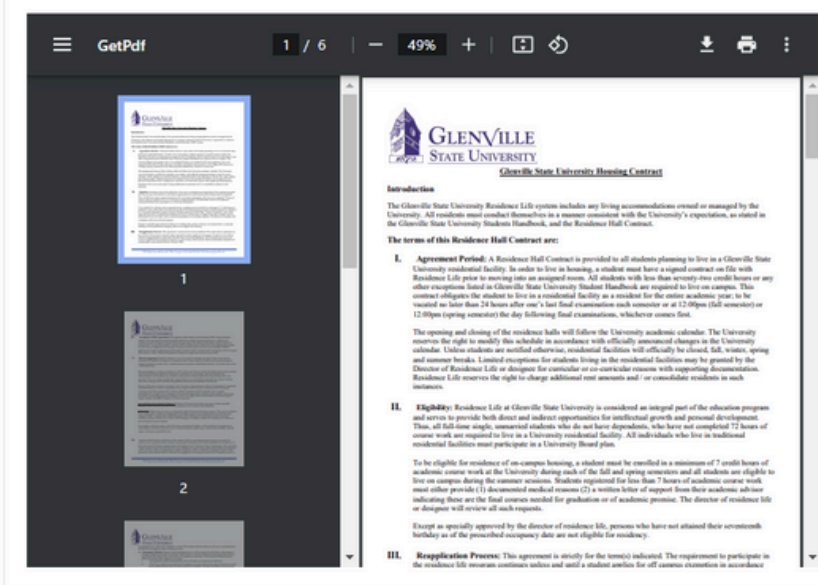
Save & Continue

- ✓ Home page
- ✓ Personal Details
- Housing Contract and Student Handbook
- Roommate Matching
- Questionnaire
- New and Returner
- Roommate Groups
- Outside of Room
- Selection Window

Housing Contract and Student Handbook

Housing Contract

Please download and review the Housing Contract.



Student Handbook

All students are required to be knowledgeable of the Student Handbook. Please download



Housing Contract and Student Handbook

All GSU students are required to be knowledgeable of the All students completing the housing application should read and save the above Housing Contract and Student Handbook. They can be saved by clicking the save icon in the upper right-hand corner of the information box containing the PDFs. Glenville State University reserves the right to change both the Housing Contract and Student Handbook at any time for any reason.

By entering your Student ID below you acknowledge that you have read, and understand, the above Housing Contract and Student Handbook.

Save & Continue

Review the Housing Contract and Student Handbook.

Input your student ID to acknowledge that you have reviewed both documents.



Fill out the questionnaire to help find the best roommate for you!

If you do not have a specific roommate in mind, this will help pro staff get a better understanding of your living needs and who to place you with.

These are required to move past this point.

- ✓ Home page
- ✓ Personal Details
- ✓ Housing Contract and Student Handbook
- Roommate Matching Questionnaire
- New and Returner Roommate Groups
- Outside of Room Selection Window

Roommate Matching Questionnaire

Welcome to the roommate matching questionnaire! This will help determine compatible roommates and suitemates for you. You can then choose to match with roommates or allow us to use the questions to help find the perfect roommate/suitemate for you. Make sure to answer all the questions below.

Do you exactly who you'd like to live with? Use the screen name search below to find them in the system.

Roommate Search Screen Name

AmyWard

About Me

Bathroom hygiene is important to me :

(Please Select) ▾

I am a night owl:

(Please Select) ▾

I am a peaceful sleeper:

(Please Select) ▾

I am a sports fan:

(Please Select) ▾

I am easy to wake up :

(Please Select) ▾

I plan to decorate my room :

(Please Select) ▾

I plan to go home most weekends:

(Please Select) ▾

I plan to have friends in my:

(Please Select) ▾

I prefer to room with someone in the same major - sport - age :

(Please Select) ▾

My room will be my primary study space :

(Please Select) ▾

Description

Display in Roommate Search results



Save & Continue

The next section shows the room selection process.

Continuing students who apply between May 1st - 8th can participate in the room selection process May 8th - May 15th only. If you miss the room selection window, please refer to the section showing room preferences.

- ✓ Home page
- ✓ Personal Details
- ✓ Housing Contract and Student Handbook
- ✓ Roommate Matching Questionnaire
- New and Returner Roommate Groups
- Outside of Room Selection Window

New and Returner Roommate Groups

You will see whether or not you are in a roommate group, if your group has been verified and is good to go, and the names of your roommate group below. If you are not in a group, you can complete the application and a roommate/suitemate will be assigned to you by the Office of Residence Life. For your roommate group to be verified, all individuals in the group must agree to be in the group through their individual housing portal (see notifications/email for directions).

Please note - if you are a continuing student planning to participate in room selection between May 8th and 15th with a friend/group, your roommate group must be verified before you can complete roommate selection as a group.

Not In a Group
You are not a member of any roommate groups.

[Create Group](#)

[Join Group](#)
[Search for Roommates by Details](#)
[Search for Roommates by Profiles](#)
[Suggest Roommates](#)

[Save & Continue](#)

You can also create and join groups with friends/roommates of interest!

The circled portion will help you search for your specific roommate/quadmates!

It will also let you join groups with your friends!

What it looks like when creating a group:

Roommate Group Details

Group Name:

[Go Back](#)
[Save Group](#)



Glenville State University
 200 High Street
 Glenville, WV 26351
 Telephone: 304-462-7361
 Admissions: 800-924-2010
 admissions@glenville.edu

For **continuing students**, if you access the housing application during the room selection timeframe (**May 1st - 8th**) you will be brought to this page.

We will use a lottery generator to create timeslots based on the timestamp your application was received. **Your time slot will be sent to your GSU email**, please make sure you are keeping an eye on your GSU email. If you receive a timeslot and *do not* return to your application, you will not be able to participate in room selection.

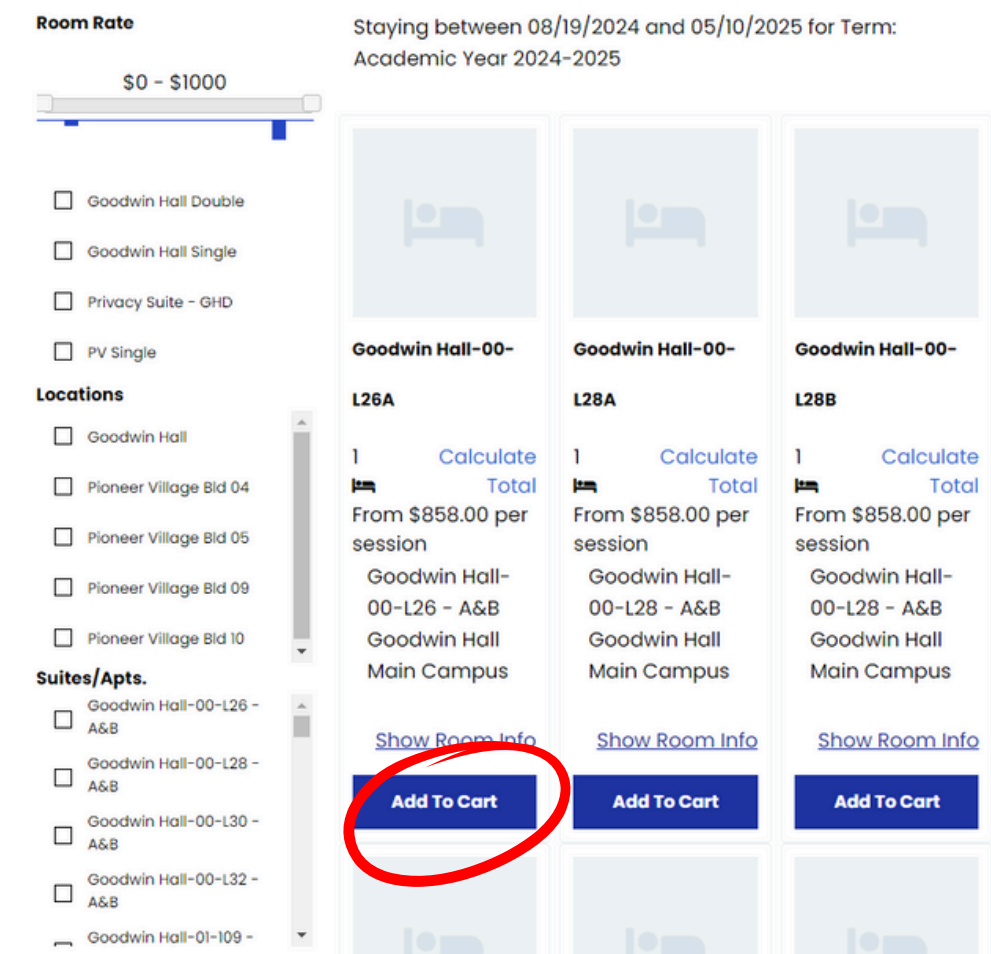
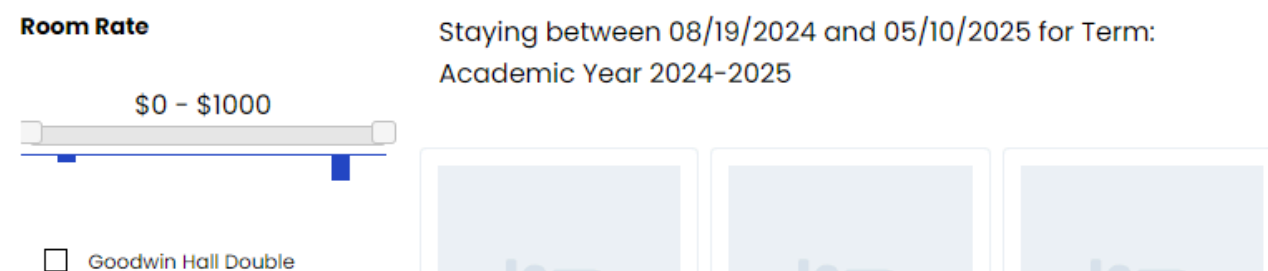
Room List

Please use the filters to the left side to filter down your desired room location. **If a specific room is not visible, that means it has been selected by another resident, is on hold as it is considered an ADA room, or is reserved as an RA room.** Please note the following:

- The slider to the left filters by the room type upcharge, not the total cost of the room. The room type upcharge is added to the base housing cost which is applied to your tuition and fees by the Cashier's Office.
- Pickens Hall will not be visible for room selection due to its limited availability of beds and current renovations.
- All C rooms in PV are RA rooms except for houses 3, 4, and 8. Houses 3 and 4 will have an additional RA located in room G, and house 8 RA will be assigned to room G as well. If your roommate group has 4 people in it, we advise against choosing these rooms unless grouped with an RA.
- Goodwin rooms ending in 13 and 14 (1st through 4th floors) are all designated as ADA rooms. 05B (2nd - 6th), 16B (1st - 4th), and 35B (2nd - 4th) rooms are reserved for RAs. The RA assigned to the Lower Level will be in room 126B.

Select your room of interest using the filters on the side

Once you have found your desired, vacant room, you can add room to cart and continue with the application process.



Next, you will be able to confirm the room that you have selected.

This is an example of the screens you should see

- ✓ Home page
- ✓ Personal Details
- ✓ Housing Contract and Student Handbook
- ✓ Roommate Matching
- ✓ Questionnaire
- ✓ New and Returner
- ✓ Roommate Groups
- Room Selection
- Meal Plans
- Application Summary

Assign Beds

My Room



AmyWard
Age: 24
Gender: Female

GHS L26A

Assign Beds

- ✓ Home page
- ✓ Personal Details
- ✓ Housing Contract and Student Handbook
- ✓ Roommate Matching
- ✓ Questionnaire
- ✓ New and Returner
- ✓ Roommate Groups
- Room Selection
- Meal Plans
- Application Summary

Confirmation

Confirmation

Goodwin Hall-00-L26A, Goodwin Hall-00-L26 - A&B, Goodwin Hall

1. GHS L26A: AmyWard

Save & Continue

Next, you will be shown how to list room and meal preferences.

First time Freshmen, Transfer students, and re-admission students, and any Returning students who apply after May 9th, will see a variation of the following pages.

First time freshman, first time nursing students, and new students to Glenville will come to a screen where you will need to select your preference for residence hall and room type.

First Time College Freshman (non-nursing student) - Room Preferences

First time freshmen are required to live in Goodwin Hall due to its location on main campus, closer staff supervision, and to help make sure you meet other new freshmen to Glenville. You may choose a preference for a double or a single occupancy room. We encourage freshmen to live in a double as this is a great way to make new friends and learn important life skills that will be critical in your future career and living arrangements post-graduation.

Please note - you are listing a preference for the room type in Goodwin Hall (double or single) you would prefer to live in. The Office of Residence Life will do our best to meet your preferences, however assignments are made on a first come first served basis. If you list a preference for a single and receive an assignment for a double, you applied after all single rooms were assigned to other students who applied before you.

Please add at least 1 preferences. Please select at least 0 unique locations.

Order	Location	Room Preference	Delete
1	---Please		Delete

You can add 1 more preferences.

First Time College Freshman Nursing Room Preferences

Nursing Students are typically assigned to Pickens Hall as renovations were made to the hall using funding donated to the University to help build our partnership with Marshall's nursing program. You may live in Goodwin Hall as a nursing major, but you will need to pay the associated upcharge if you are assigned to a single room.

Please note - You are seeing this page as you indicated you are part of the Nursing Program. A roster of all students in our nursing program will be used to verify that students who indicated they are part of the nursing program on the housing application are in fact in the program. Students who falsely report they are in the nursing program on the housing application will be assigned to a Goodwin Hall Double.

Please add at least 1 preferences. Please select at least 0 unique locations.

Order	Location	Room Preference	Delete
1	---Please		Delete

You can add 0 more preferences.

Save & Continue

- Please note if you are a continuing student and apply after the room selection timeframe (May 1st to May 8th), you will be brought to this page.

After completing this portion, select **“Save and Continue”**

The last step in the process is selecting your meal plan for the semester!


First Time College Freshman Meal Plan

Meal Plan Selection.

Choose a Meal plan for the ENTIRE Academic year. **You will be given an opportunity two weeks into the Fall semester and again two weeks into the Spring semester to change your selected meal plan. You will be unable to change your meal plan outside of those windows** Please contact Dining Services at 304-462-6360 if you have any questions or would like to change your meal plan selection.

Please contact Chelsea Stickelman 304-462-6051 for ADA Accommodation (food allergy) should you not be able to eat in the cafeteria.

Fall Semester 2024:

 ⓘ

For **first time Freshmen**, this will be the screen that you will see.

For **continuing students**, this will be the screen that you will see.



- ✓ Home page
- ✓ Personal Details
- ✓ Housing Contract and Student Handbook
- ✓ Roommate Matching
- ✓ Questionnaire
- ✓ New and Returner Roommate Groups
- ✓ Room Selection
- Meal Plans
- Application Summary

Meal Plans

You may choose either the blue or white meal plan below. Please see the reference chart for information regarding the two separate options. Please note - if you have a food allergy or other dietary needs that need to be taken into consideration, please contact

- Chelsea Stickelman 304-462-6051 for ADA Accommodation (allergy)
- Aramark 304-462-4108 for information regarding menu items

Fall Semester 2024:

(Please Select Meal Plan)  

Meal Plan Name	Dining Amount
Blue	Unlimited Swipes per week, 10 meal substitutions per week, and 300 Musket Bucks
White	15 swipes per week, 5 meal substitutions per week, and 300 Musket Bucks



Save & Continue

Before completing the application, make sure to review the selections that have been made.

You will see the occupancy portion if you were able to participate in room selection.

After your application is fully complete, you will be able to go back in and view your application from the same point where you began the application.

- ✓ Home page
- ✓ Personal Details
- ✓ Housing Contract and Student Handbook
- ✓ Roommate Matching
- ✓ Questionnaire
- ✓ New and Returner
- ✓ Roommate Groups
- ✓ Room Selection
- ✓ Meal Plans
- Application Summary

Application Summary

Thanks for applying! Your application summary information is below. Residence Life will contact you via your GSU email account with assignment information once your application has been processed. If you have any questions, please contact the Goodwin Hall front desk at 304-462-6298.

We look forward to you joining us next semester! Welcome to Glenville!

You started your application for Academic Year 2024-2025 on 4/26/2024, have a room reservation for **GHS L26A**, and have signed the contract as of 4/26/2024.

Your application is complete as of 4/28/2024.

Booking Summary

Room: GHS L26A
Room Type: Goodwin Hall Single
Location: Goodwin Hall
Floor: Goodwin Hall-00-L26 - A&B

Available Terms:

- Academic Year

Available To:

- New Student
- Returning Student

Meal Plan Information:

For Fall Semester 2024 you have selected **FA24 Blue Plan All Access**.

Bed	Occupant	Check In Date	Check Out Date	First Name	Last Name
GHS L26A	AmyWard	8/19/2024	5/10/2025	Amy	Ward
GHS L26B	- Occupied-	8/19/2024	12/14/2024	Melissa	Yoak

[Return To Home](#)

Term Selector

Click the "Apply" button to begin your housing application for the 2024-2025 academic year. The dates listed below correspond with the first day of Fall classes and the last day of Spring classes.

Academic Year 2024-2025

(8/19/2024 - 5/10/2025)

You started your application for **Academic Year 2024-2025** on **4/26/2024**, have a room reservation for **GHS L26A**, and have **signed the contract** as of **4/26/2024**.

[Continue](#)

Your application is complete as of **4/28/2024**.

You cannot edit your housing application after it has been submitted

Please contact Residence Life if something is wrong or needs changed on your application after you submit it.